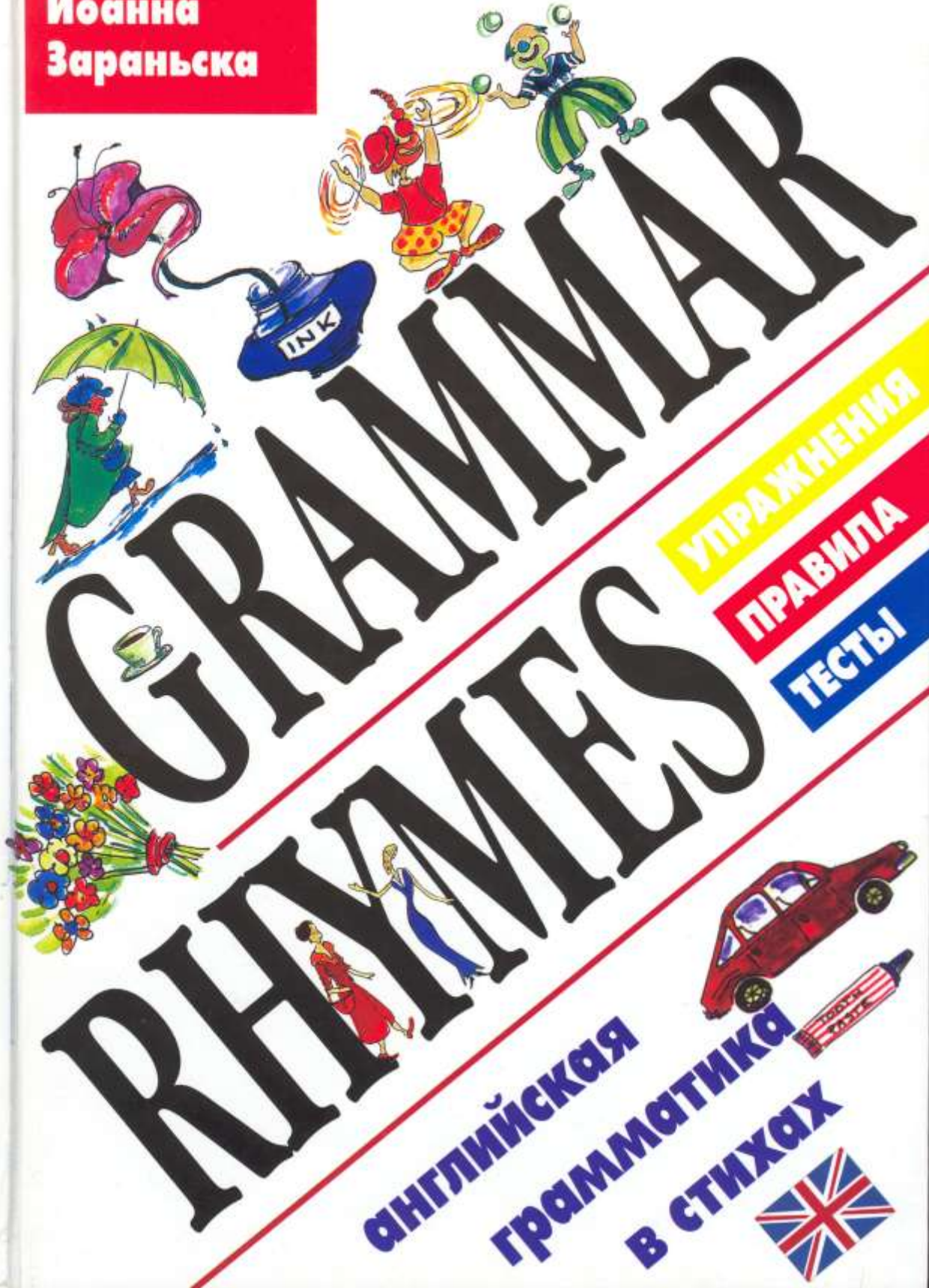


**Йоанна
Зараньска**



ГРАММАР

ВНУМЕС

УПРАЖНЕНИЯ
ПРАВИЛА
ТЕСТЫ

АНГЛИЙСКАЯ
ГРАММАТИКА
В СТИХАХ




Йоанна
Зараньска

GRAMMAR RHYMES



английская грамматика в стихах
УПРАЖНЕНИЯ • ПРАВИЛА • ТЕСТЫ



Иллюстрировали



Юстына Доминик-Жребец



и Магдалена Каркошка-Аппель



БММ АО
Москва 1997

GRAMMAR RHYMES

wierszowana gramatyka angielska:

REGUŁY • ĆWICZENIA • TESTY

Проект обложки и титульного листа

Цецилия Станишевска

Эва Лукашик

Перевод

Нина Фальковская

Редактор

Е. Сабашникова

Художественный редактор

С. Шехов

Компьютерная верстка

М. Белоусов

© Text copyright by Joanna Zarańska, 1996

© Copyright by «Świat Książki», 1996

© Бертельсманн Медиа Москау АО, 1997

© Перевод БММ АО, 1997

ISBN 5-88353-011-7 (БММ АО)

ISBN 83-7129-299-6 (пол.)

ЛР № 090071 от 13 января 1994 г.

Świat Książki, Варшава, 1996

Отпечатано в Польше. Бялостоцке Заклады Графичне

CONTENTS

Введение	8
Письмо «моим» детям	10
Articles	13
Plurals	23
Countables / uncountables	35
Some / any	38
This – that – it	44
These – those – they	45
There is – there are	50
Possessives – whose?	52
Subject pronouns / Possessive adjectives	57
Possessive pronouns	58
Object pronouns	59
Adjectives	64
Adverbs	73
To be	78
Have / has got	82
Can	85
Must	90
Mustn't	91
Present continuous	95
Present simple	103
To have	111
Was / were	114
Past simple	118
Had	131
Could	134
Past continuous	136
Present perfect	141
Future simple	151
Going to	155
Special verbs	158
Wh-questions	166
Imperatives	174
Numerals	176
Prepositions	180
Tests	187
List of irregular verbs	198
Dictionary	200

ВВЕДЕНИЕ

Учебник грамматики — Золушка в мире книг. Черно-белый, лишенный чувства юмора, он обычно вызывает мысль только о трудных и не всегда интересных упражнениях. Рассказывая о правилах языка, которые ученик должен запомнить, он часто представляет их не очень привлекательным образом. GRAMMAR RHYMES — это попытка показать грамматику в форме, отличающейся от общепринятой. Учебник содержит важные грамматические структуры английского языка. Ученик, несколько раз прочитав текст, спев песенку или выучив стишок, запомнит, вначале, может быть, неосознанно, наиболее существенное с точки зрения грамматики. Ученики старших классов в состоянии сами сравнивать английский текст с комментариями на родном языке, а если возникнут трудности, они могут обратиться за помощью к учителю или родителям.

GRAMMAR RHYMES, как каждая грамматика, — это книга, по которой будут учиться дети разного возраста. Одни разделы и упражнения интересуют восьмилетних, другие — десятилетних, третьи — двенадцатилетних. Способ использования книги будет зависеть от уровня ученика, от степени его знакомства с английским, от того, как учитель планирует работу. Для того, чтобы учебником мог в полной мере воспользоваться как можно более широкий круг людей, все комментарии и указания написаны на родном языке. Это упростит работу с детьми тем родителям, которые английский учили давно, а теперь для собственного удовольствия возвращаются к его изучению, помогая детям. Учителя, занимаясь с младшими детьми, также обращаются к родному языку при объяснении грамматических трудностей, что на данном этапе обучения совершенно естественно.

Большинство детей изучает английский язык по британским и американским учебникам, в которых встречаются английские грамматические термины, поэтому все разделы в GRAMMAR RHYMES озаглавлены по-английски. Даже для учеников младших классов не должно составить особого труда запоминание таких важных основных понятий как: Adjective, Plural, Present simple.

Как использовать GRAMMAR RHYMES ?

Трудно порекомендовать лучший способ. Все зависит от представлений учителя, уровня учеников и целей занятий.

Каждый раздел GRAMMAR RHYMES представляет собой какое-либо грамматическое правило. После прочтения текста и прослушивания записи попробуйте спросить у детей, что показалось им самым важным. Чаще всего вскоре находится тот, кто сумеет ответить на наши вопросы. К следующей части урока можно переходить, если тему поняли все.

GRAMMAR RHYMES — это в первую очередь стихотворения. Дети их легко запоминают. Часто, уже услышав их во второй раз, они могут договаривать рифмующиеся слова, если мы их пропустим. Это упражнение очень приятное и вызывающее удовлетворение. Подобным образом можно «экспериментировать», пропуская некоторые слова в историях и сказках. Текст, над которым мы работали с учениками, выясняя грамматические правила, нам

уже хорошо известен, и теперь можно задавать вопросы и пересказывать. Мы можем попросить детей переписать текст в другом времени или в другом грамматическом лице.

Интересное упражнение — самостоятельное сочинение стихотворений с заданными парами рифмующихся слов. Даже у начинающих учеников получаются довольно удачные стихи. Важную часть книги составляют упражнения, обычно богато иллюстрированные. Картинки точно соответствуют содержанию упражнений, что упрощает их понимание, а также позволяет учителю использовать каждое задание несколькими способами. Дети могут раскрашивать иллюстрации под диктовку учителя, нумеровать, а потом описывать их. Они могут соединять текст с картинками, а неиллюстрированные упражнения иллюстрировать на основе собственной концепции.

Смешные цветные рисунки очень вдохновляют детей. Основательно разобравшись с каким-нибудь правилом, ученики могут попробовать представить его в виде таблицы, диаграммы или комикса. Так может возникнуть их собственная «Грамматика», сделанная в форме школьной стенгазеты или тетради с упражнениями. Графические иллюстрации к грамматическим правилам, выполненные учениками, могут быть очень благодарной темой для домашней работы.

GRAMMAR RHYMES — это не только книга, но и кассета, на которой записана большая часть текста. В одних случаях это песенки, в других — стихотворения или истории про семилетнего Рона. После песенок всегда записан музыкальный аккомпанемент, чтобы ученики могли самостоятельно спеть каждую из них. «Грамматические» песенки можно петь, когда они подходят к теме урока, или организовывать в классе спектакли. Читать стихи можно в сопровождении бубна, тамбурина, цимбал, просто хлопая в ладоши или стучая карандашами о парты.

В последнее время во многих школах проводят так называемые комбинированные занятия, для которых GRAMMAR RHYMES послужит подходящим материалом: урок английского можно объединять с занятиями ритмикой и музыкой. На таких уроках часто рождаются замечательные идеи.

Я советую воспользоваться GRAMMAR RHYMES всем, кто ищет новых способов оживить урок, верит в возможности своих учеников и любит, чтобы изучение языка доставляло удовольствие.

Автор

ПИСЬМО «МОИМ» ДЕТЯМ

Скоро исполнится шесть лет с тех пор, как я с вами познакомилась. Тогда вам было по семь лет и вы еще толком не умели читать и писать даже на родном языке, а я хотела учить вас английскому. Сначала мы рисовали забавные сценки. А FOX IN A BOX, A FROG ON A LOG, A CAT IN A HAT. Я заметила, что вам намного проще запомнить слова и предложения, если у них есть ритм и рифма.

Рифма, ритм и шутка были с нами все годы, когда мы учились вместе.

Когда мы овладели первыми несколькими десятками слов, пришло время первых грамматических проблем. Артикли A, AN. С трудом нам удалось разобраться, когда какой из них использовать. Чтобы вам легче было запомнить правила, я нарисовала на доске двух мальчиков. Один держал в руках воздушные шарики с написанными на них гласными, другой — с согласными, а на рубашках у мальчиков были артикли A и AN. Потом каждый из вас ломал голову над тем, как еще показать на картинке правило, говорящее, что AN применяется тогда, когда слово начинается на гласный, а A мы ставим перед согласными. Тогда Ясь и Кшись нарисовали два грузовика, выглядевшие вот так:



А я написала стишок о муравье в аквариуме и тете с зонтиком:


AN ant in AN aquarium.

AN aunt with AN umbrella...

Вот так все и началось. Каждая следующая тема приносила все новые рисунки и стихотворения. Мы вместе веселились, изучая язык и стараясь как можно лучше все запомнить.

Однажды осенним утром, когда я стояла перед скучающим четвертым классом, пытаясь объяснить вам, почему SPECIAL VERBS такие важные, я подумала, что пришло время собрать наши стихотворения в единое целое. В тот день возник стишок о SPECIAL VERBS.

AM, IS and ARE
 are going far.
 WERE and WAS
 are driving to Oz.
 MUST, CAN and MAY
 have nothing to say.
 WOULD, SHOULD and WILL
 go up the hill.
 HAVE, HAS and HAD
 are very sad.
 Little boy COULD
 is lost in the wood.




Михал, прочитав стишок, нарисовал эту картинку.

Следующие два месяца ушли на подготовку первой версии GRAMMAR RHYMES. Все старательно придумывали, как бы лучше проиллюстрировать то, что во времени Present simple в третьем лице единственного числа глагол имеет окончание — -s, а we've — это сокращение от we have. К концу четвертого класса наша «грамматика для самых маленьких» была готова.

Еще два года у меня ушло на подготовку книги: в ней должно было оказаться все, что ученик должен запомнить за первые пять лет изучения английского.

Вскоре оказалось, что ваши полные фантазии рисунки так заинтересовали взрослых иллюстраторов, что они с воодушевлением взялись за рисование своих картинок для GRAMMAR RHYMES.

Когда работа над книгой подходила к концу, в нашей школе появилась ваша учительница музыки. На совместных уроках английского и пения возникла идея записать кассету к GRAMMAR RHYMES. Как хорошо, что учительница музыки — композитор. Через несколько месяцев некоторые стихотворения превратились в веселые и легко запоминающиеся песенки. Воодушевление, с которым вы их пели, убедило нас, что на кассете должен быть аккомпанемент к песням, чтобы ваши коллеги, к которым попадет эта книга, тоже все смогли спеть. Тексты, которые мы записали на кассету, в книге обозначены специальным значком .

В GRAMMAR RHYMES каждый обязательно найдет что-нибудь интересное. Вы сможете читать, раскрашивать, выполнять упражнения, петь и танцевать. Надеюсь, вы полюбите эту книгу и поставите ее на полку в таком месте, чтобы легко было до нее дотянуться, как только вы почувствуете, что грамматика начала выходить из-под вашего контроля. А может быть, и не только тогда...

ARTICLES

AN

AN ant in AN aquarium,



AN aunt with AN umbrella,



AN orchid in AN ink-pot,



AN Indian fortune teller,



AN Easter chocolate bunny,



AN owl, AN elk, AN ox,



AN orange and AN apple

in AN ornamental box.



REMEMBER!

Если слово начинается с гласного звука (а,і,е,о,и), то мы ставим перед ним артикль AN.



A

A sheep, A horse, A piglet,



A bear, A penguin, too,



A bee, A wasp, A beetle,

A cow that says, "Moo-moo,"



A jellyfish, A starfish,



A walrus and A shark,



A guinea pig, A hamster,



A robin and A lark.

**REMEMBER!**

Если слово начинается с согласного, мы ставим перед ним артикль **A**.
 Внимание: Если в начале слова мы слышим гласный, но не видим его, как например, в слове **hour**, то используем артикль **AN** — **an hour**.
 Если в начале слова мы слышим согласный, но не видим его, как например, в слове **uniform**, то используем артикль **A** — **a uniform**.

THE



I sail on THE ocean,
I swim in THE sea,
I fly in THE air,
and THE world's all for me.

My planet's THE Earth,
but I dream of THE moon,
and I hope in my dreams
to go there quite soon.



REMEMBER!

Когда мы говорим о чем-нибудь неповторимом, таком как солнце, луна или мир, то используем артикль THE напр.:
the sun, the moon, the world.



A, AN / THE

This is A beaver called Ben.
 THE beaver's new house is A den.
 THE den's in A wood,
 so if only he could
 he would have AN alarm in his den.



This is A little black kitten.
 THE kitten is wearing A mitten.
 THE mitten is purple and blue
 and so is THE kitten's right shoe.

This is A little green frog.
 THE frog has A house in A log.
 THE log's in THE deep river Dee
 as deep as A lake or THE sea.











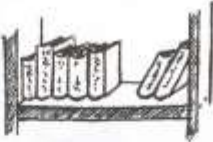







This is A little grey seal.
 THE seal has A house in port Kiel.
 THE house isn't cosy,
 her life isn't rosy,
 for there come many boats to port Kiel.

REMEMBER!

Когда мы говорим о чем-нибудь впервые, то используем артикли A, AN. Когда мы говорим о той же вещи в следующий раз — артикль THE.

Task 1

Посмотри на картинки и напиши стишок, пользуясь следующими словами: *a hen, a teacher, a lizard, a schoolbag, a boy, a driver, a tiger, a toy, a ruler, a cooker, a dolphin, a pen, a pencil, a bookshelf, a cupboard, a window.*

<i>a schoolbag</i>		
.....		
.....		
.....		
.....		
.....		
.....		
.....		

Task 2

Посмотри на картинки. Напиши стишок со словами: *an Indian, an ostrich, an armchair, an ink-pot, an orange, an ant, an aunt, an onion.*

.....
an Indian
.....



.....



.....



.....



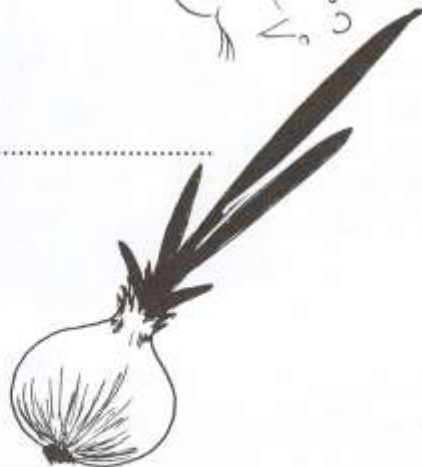
.....



.....



.....



.....



Articles

Task 3

Вставь *a* или *an*. Соедини картинки и слова по образцу.

..... *an* hour

..... year

..... orange

..... plum

..... ink-pot

..... chair

..... trumpet

..... drum

..... penguin

..... ant

..... ostrich

..... bat

..... uncle


..... aunt

..... mitten

..... hat



60 minutes





1996






Task 4

Вставь недостающие артикли *a, an* или *the*. Соедини картинки со словами.



..... *A* dragon fly, bee,
 orange in sea,
 aeroplane in air,
 princess on chair,
 dolphin in ocean,
 mountain on moon,
 antelope, lion,
 ostrich, baboon.



Task 5

Дополни стихок с помощью *a*, *an*, или *the*. Раскрась картинки.

This is *a* bed.



The bed is red.

This is sack.



..... sack is black.

This is clown.



..... clown is brown.

This is shoe.



..... shoe is blue.

This is cello.



..... cello is yellow.

This is orange.




..... orange is orange.

This is drink.



..... drink is pink.

This is screen.



..... screen is green.

Task 6

Вставь недостающие артикли. А или the? Раскрась картинки.

This is^a..... little red house.

..... house is a home for mouse.

..... home's very sweet

and also it's neat.

..... little red house of mouse.



This is scary bad wizard.

..... wizard has got green lizard.

..... lizard, his pet

likes to hunt when it's wet –

..... scary bad wizard's green lizard.

Mary has little doll

with long black hair in curls.

And all day long she plays with it

with neighbours' little girls.

They dress it up, they brush its hair,

they wash and feed doll.

They put it in pram to sleep

or teach it rock'n roll.



PLURALS



A picture – a bee.



Three pictures – two bees.



A flower – a tree.



Five flowers – four trees.



A dolphin – a cat.



Six dolphins – three cats.



A pencil – a hat.



Eight pencils – two hats.



A window – a hen.



Four windows – five hens.



An apple – a pen.



Six apples – three pens.



ch, sh, s, x → es



A witch, a bus,



Two witches, three buses,



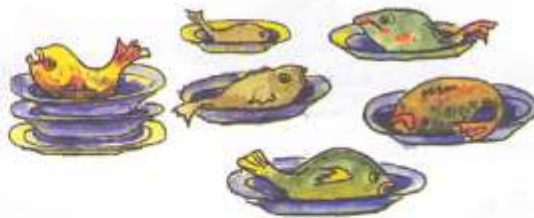
a bush, a fox,



five bushes, four foxes,



a fish, a dish,



six fishes, eight dishes,



a glass, a box.



nine glasses, two boxes.



A fairy, a try,

Two fairies, three tries,



a berry, a spy,



six berries, two spies,



a cherry, a fly,



nine cherries, five flies,



a ferry, a cry.



two ferries, some cries.

tongue-twister

Belly, baby, buggy, bumper.

Bellies, babies, buggies, bumpers.

ATTENTION!

A boy – some boys.

A toy – some toys.

A key – some keys.



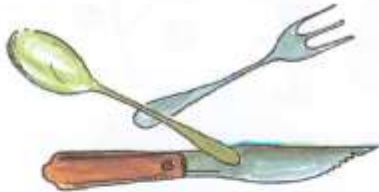
fe → ves



A big bad wolf,
the wolf's fat wife.



Two big bad wolves,
the wolves' fat wives.



A spoon and fork,
a big sharp knife.



Some spoons and forks,
six big sharp knives.



A tiny dwarf,
the dwarf's red scarf.



Three tiny dwarves,
the dwarves' red scarves.



One crispy loaf,
one and a half.



Five crispy loaves,
and three more halves.

IRREGULAR PLURALS



Hey diddle, diddle, we change in the middle.

- tooth – teeth
- mouse – mice
- goose – geese
- foot – feet
- man – men
- woman – women
- child – children



Two **deer** met one **deer**
and said, "Hello, **dear**."




One **sheep** saw three **sheep**
who were fast asleep.



One **moose** loved two **moose**.
Which one to let loose?

What is your wish? Hundreds of **fish**.
The fisherman wishes for hundreds of **fishes**.



Sheep and deer and moose and mice,
feet and teeth and seven dice.
Women, children, men and geese.
Memorise them, piece by piece.



BOXES of POTATOES.



BUSES full of WITCHES.



A boy who cut his knee



and had to have three STITCHES.



Six FLIES in two GLASSES.



Two LOLLIES on STICKS.



Five LADIES with big FEET.



Two CLOWNS doing TRICKS.

A vampire's long TEETH.



Two GIRLS with some GEESE.



Three MEN in a boat.

Four SHEEP with white fleece.



Two SHIPS in the sea.



Some DEER in the WOODS.



Three COWS in the field.



Some GIRLS in red HOODS.

Plurals

+s	+es	*cy → *cies	f(e) → ves	IRREGULAR
girl – girls	box – boxes	fly – flies	wolf – wolves	foot – feet
boy – boys	potato – potatoes	lady – ladies	wife – wives	man – men
ship – ships	bus – buses	baby – babies	loaf – loaves	tooth – teeth
wood – woods	witch – witches	lolly – lollies	scarf – scarves	goose – geese
hood – hoods	stitch – stitches	cherry – cherries	half – halves	mouse – mice
stilt – stilts	glass – glasses	berry – berries		deer – deer
				fish – fish
pram – prams	fish – fishes			sheep – sheep
clown – clowns				child – children
trick – tricks				woman – women
				louse – lice
				dice – dice

* c – consonant/согласный

REMEMBER!

Во множественном числе мы прибавляем к существительным окончание -s. Если слово оканчивается на шипящий или свистящий звук, то во множественном числе в конце мы прибавляем -es, напр.:

a box — some boxes.

Если оканчивается на -o, во множественном числе прибавляем -es, напр.:

potato — potatoes, tomato — tomatoes.

Исключением из этого правила являются:

piano — pianos, video — videos, disco — discos, stereo — stereos.

Если слово оканчивается на -y после согласного, то во множественном числе -y мы заменяем на -i и прибавляем -es, напр.:

a berry — some berries.

Если слово оканчивается на -f или -fe, то во множественном числе мы заменяем -f на -v и прибавляем окончание -es, напр.:

a wolf — some wolves, a wife — wives.

Но внимание: roof — roofs.

У некоторых существительных формы множественного числа особые, напр.:

child — children.

У некоторых существительных две формы множественного числа, напр.:

fish — fishes, или fish — fish.

Task 1

Напиши во множественном числе следующие слова.

Child,

puppy,

cat,

dog,

children

..... and




camel,

tiger,

wolf,

frog,



Parrot,

cricket,

fly,

bee,

..... and



flower,

bush,

leaf,

tree,

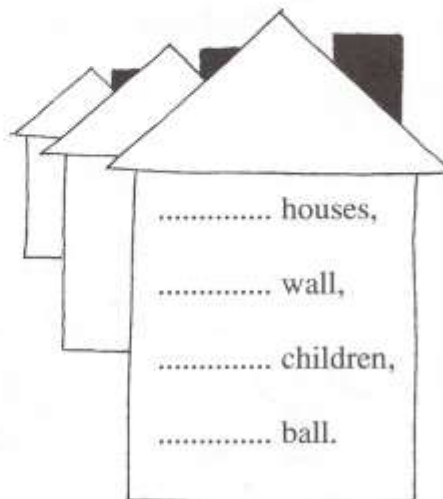
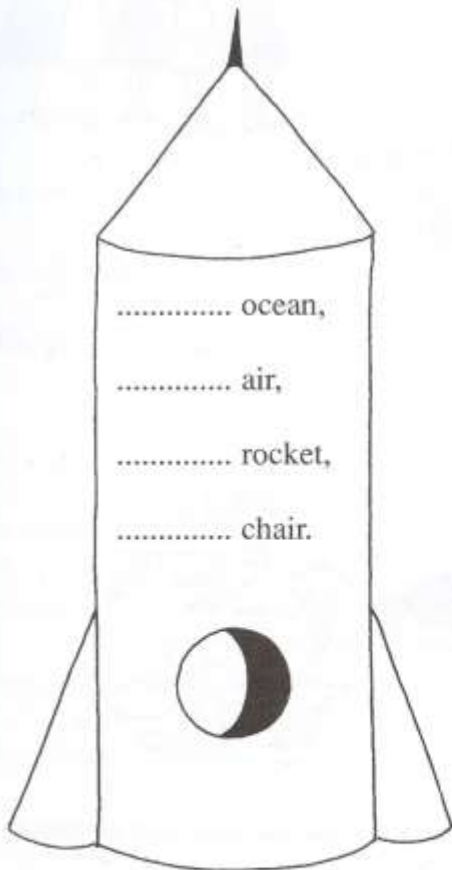
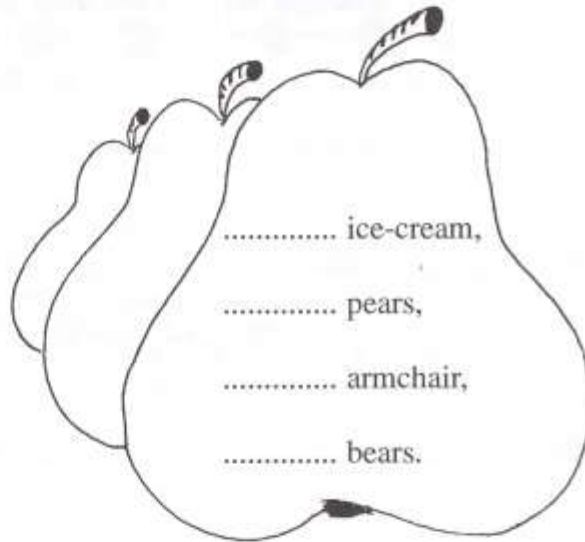
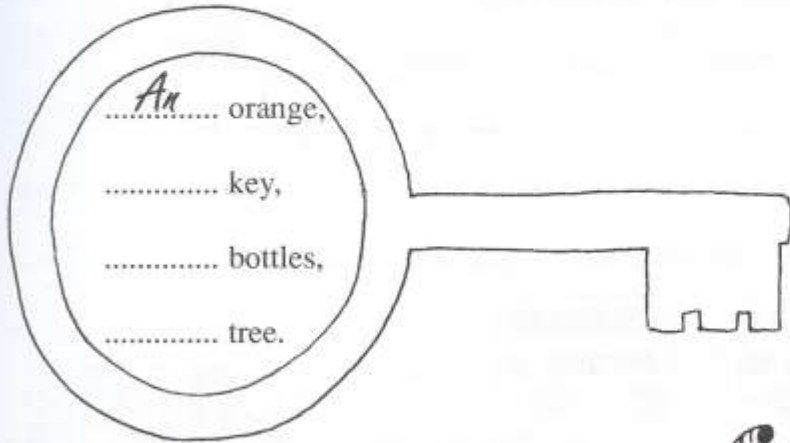
..... and



Plurals

Task 2

Заполни пустые места, используя *some, a, an, the*.



Plurals

Task 4

Заполни по образцу.

A book – *books*

A dish – *dishes*

A boy –

A bush –

A girl –

A witch –

A tree –

A bus –

A chair –

A fox –

A wolf – *wolves*

A berry – *berries*

A dwarf –

A cherry –

A scarf –

A welly –

A loaf –

A jelly –

A half –

A telly –

A child – *children*

A sheep –

A man –

A deer –

A woman –

A moose –

A mouse –

A tooth –

A foot –

A louse –

COUNTABLES AND UNCOUNTABLES



COUNTABLE NOUNS

A snowflake, a raindrop,
a rainbow, a star,
a cloud, an iceberg, a gale.
A river, a snow storm,
a lake and a stream,
a boat, a ship and a sail.
A bottle, a glass, a saucer, a plate,
a packet, a box and a jar.
A boy, a girl, a woman, a man,
a bus, a train and a car.



Snowflakes, raindrops,
rainbows, stars,
clouds, icebergs and gales.
Rivers, snow storms, lakes and streams,
Boats and ships and sails.
Bottles, glasses, saucers, plates,
packets, boxes, jars.
Boys and girls, women, men,
buses, trains and cars.



REMEMBER!

COUNTABLE NOUNS (существительные, поддающиеся счёту) могут выступать в единственном и множественном числе.



UNCOUNTABLE NOUNS

Sugar, water, flour, salt,

pepper, coffee, milk.

Tea and cocoa, yoghurt, cheese,

cotton, wool and silk.

Metal, plastic, rubber, wood,

fog and dew and ice.

Sunshine, rain and snow and mist,

Wine and beer and rice.

Love and hate, sorrow, joy,

friendship, truth and wisdom.

Anger, laughter, boredom, thirst,












beauty, work and freedom.

**REMEMBER!**

UNCOUNTABLE NOUNS (существительные, не поддающиеся счету) могут выступать ТОЛЬКО в единственном числе.

Countables / uncountables

COUNTABLE	UNCOUNTABLE
sweet	water
some/any sweets	some/any water
many sweets	much water
(a) few sweets	(a) little water
a lot of sweets	a lot of water
lots of sweets	lots of water

A packet of sweets			
A group of children			A glass of water
A pair of shoes			A tube of toothpaste
A pair of trousers			A jar of jam
A bunch of flowers			A cup of tea
A box of chocolates			A bar of chocolate
		A bag of sugar	

REMEMBER!

much / little money
 much / little time
 much / little information



SOME / ANY

There is **SOME** butter in the fridge.
 There are **SOME** cherries on the tree.
 There is **SOME** pasta in the bowl.
 There are **SOME** ferries on the sea.



Is there **ANY** butter in the fridge?
 Are there **ANY** cherries on the tree?
 Is there **ANY** pasta in the bowl?
 Are there **ANY** ferries on the sea?

There isn't **ANY** butter in the fridge.
 There aren't **ANY** cherries on the tree.
 There isn't **ANY** pasta in the bowl.
 There aren't **ANY** ferries on the sea.

**REMEMBER!**

SOME мы используем в утвердительных предложениях, напр.:

There is **some** butter in the fridge.

ANY — в вопросительных и отрицательных предложениях, напр.:

Is there **any** butter in the fridge?

There isn't **any** butter in the fridge.

Task 1

Вставь *a, an* или *some*.

Some sugar on *a* spoon.

..... teapot with tea.

..... water in glass.

..... apple on tree.

..... porridge in bowl.

..... sand box with sand.

..... flowers in vase.

..... singers in band.



Task 2

Впиши недостающие слова: *a cup, a bowl, a glass, a packet, three bags, a can, a bottle, five metres*. Соедини картинку с текстом.



A glass of water

..... of crisps

..... of coke

..... of sugar

..... of cotton


..... of wool



..... of coffee

..... of lemonade



Task 3

Поставь в подходящую форму написанные в скобках существительные.



A basket of (cherry) *cherries* 

A bottle of (milk)  


A bag of (potato)


Three metres of (silk)  



A carton of (yoghurt)

A tin of (sardine)  

A box of (match)

A tin of (baked bean) 

A tube of (mint toothpaste) 

A big sum of (money)  

A bar of (milk chocolate)

A big jar of (honey)

Task 4

Впиши данные слова в соответствующую колонку: *plant, lemonade, flower, fox, water, lollipop, cup, sweet, snow, cassette, book, ice, ice-cream, mountain, salt, butter, vegetable, bird, tree, margarine, pencil, cream, meat, cheese, bottle, bread, river, metal, air, ring, sand.*

COUNTABLE	UNCOUNTABLE
<i>plant</i>	<i>lemonade</i>

Task 5

Зачеркни неподходящее слово.

much / ~~many~~ water

few / little milk

a few / a little birds

many / much children

much / many money

little / few information

many / much cars

a few / a little apples

little / few cheese

much / many time






much / many bread

much / many flowers

Task 6

Вставь *some* или *any*. Раскрась тех животных, которых нет на ферме у Мак Дональда.

Old Mac Donald has got *some* rabbits
 but he hasn't got *any* frogs.
 Old Mac Donald has got chickens
 but he hasn't got dogs.
 Old Mac Donald has got horses
 but he hasn't got drakes.
 Old Mac Donald has got piglets
 but he hasn't got snakes.
 Old Mac Donald has got sheep
 but he hasn't got donkeys.
 Old Mac Donald has got ducks
 but he hasn't got monkeys.



Task 7

Вставь some или any.

There is *some* yoghurt in the fridge
but there isn't *any* milk.
There is cotton in the shop
but there isn't silk.
There are flowers in the park
but there aren't bees.
There are bushes in the field
but there aren't trees.

Task 8

Вставь any или a.



Tom to Father Christmas:



Are there *any* teddies in your big white sack?
Are there comics for my brother Jack?
Is there chocolate?
Is there big lolly?
Are there marbles
for my sister Molly?
Is there new schoolbag?
Are there socks?
Is there Mr Bouncy
or Jack-in-the-box?











THIS - THAT - IT



THIS is a schoolbag.  



THAT is a pen.  



THIS is a kitten.  

THAT is a hen.  

THIS is a picture.  

THAT is a box.  

THIS is a camel.  

THAT is a fox.  



What is THIS?
IT's a pen.



What is THAT?
IT's a hen.



What is THIS?
IT's a box.



What is THAT?
IT's a fox.



REMEMBER!

THIS — этот, который находится рядом с нами.
THAT — тот, который подальше.
IT — и тот, и этот.

THESE – THOSE – THEY



THESE are schoolbags.



THOSE are pens.

THESE are kittens.



THOSE are hens.

THESE are pictures.



THOSE are boxes.

THESE are camels.



THOSE are foxes.



What are THESE?
THEY are pens.



What are THOSE?
THEY are hens.



What are THESE?
THEY are boxes.



What are THOSE?
THEY are foxes.





REMEMBER!


THESE — эти, которые находятся рядом с нами.
THOSE — те, которые подальше.
THEY — и те, и эти.


Task 1


This или that? Вставь подходящее слово.


..... *This* snake is short. 


..... snake is long. 


..... man is weak. 


..... man is strong. 


..... girl is short. 


..... girl is tall. 


..... dog is big. 

..... dog is small. 

..... bear is young. 


..... bear is old. 


..... drink is hot. 


..... drink is cold. 


Task 2


Вставь *this, that, these, those* и соответствующие формы глагола *to be* по образцу.


..... *That is* a robot. 


..... some balls. 

..... a doll's house with yellow walls. 

..... some aeroplanes. 


..... a pram. 


..... a black sheep. 


..... its lamb. 


Task 3


Вставь *this is, that is, these are* или *those are*.


..... *That is* a monkey. 


..... some bears. 


..... some lions. 

..... a hare. 

..... a flower. 

..... some bees. 

..... some squirrels. 

..... a tree. 

Task 4

Допиши стишок, используя *this, that, these, those*.

..... *That* is a number.



..... is a letter.




..... is a T-shirt.



..... is a sweater.



..... are some pencils.




..... are some pens.



..... are some turkeys.



..... are some hens.



Task 5

Допиши стишок, используя *this is, that is, these are, those are*.

- That is* a teapot and *those are* some cups.
..... a sheep dog and some pups.
..... a garden and some trees.
..... a bee hive and some bees.
..... a parrot and some cats.
..... a penguin and some bats.
..... a lizard and some snakes.
..... a chicken and some drakes.





THERE IS / THERE ARE



THERE IS a toy box in my room
and THERE ARE many toys.

Some toys are only good for girls
and some for girls and boys.



THERE IS a clown in a big red hat.



THERE ARE some Lego blocks.

THERE IS an orange dinosaur.

THERE IS a chair that rocks.




THERE ARE two teddy bears, a doll,

THERE IS a plastic clock.

THERE ARE five soldiers and a plane.

THERE IS an old red sock !



REMEMBER!

Конструкцию **THERE IS** мы используем, когда говорим об одной вещи.
Конструкцию **THERE ARE** — когда говорим о нескольких вещах.

Task 1

Впиши *there is* или *there are*, как показано в примере.

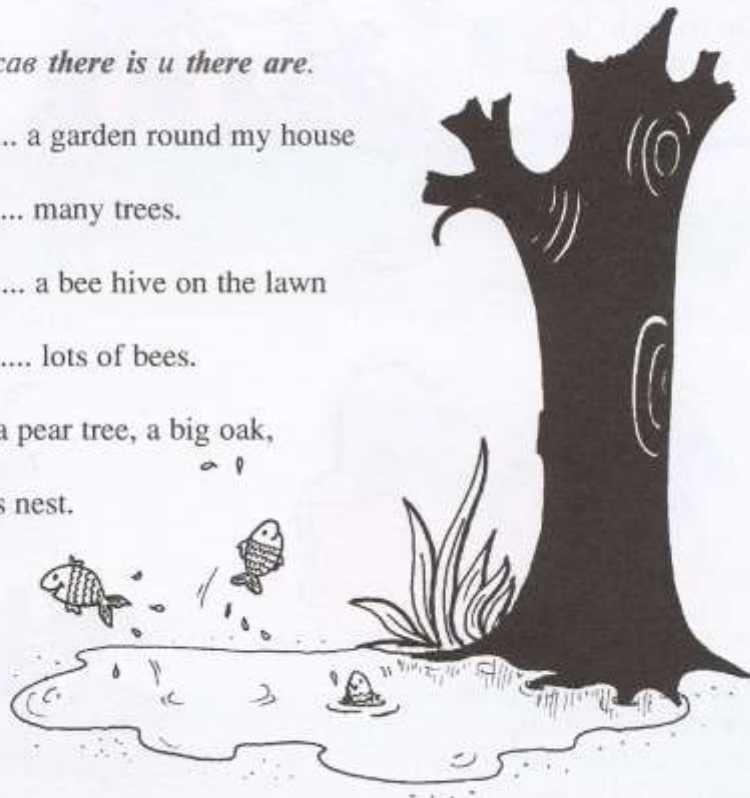


- There is* a parrot in the cage.
..... a dolphin in the sea.
..... some pictures on the wall.
..... some blackbirds in the tree.
..... a monster in the ghost house.
..... three monkeys on the swing.
..... two children on the see-saw.
..... a puppet on a string.

Task 2

Дополни стишок, вписав *there is* и *there are*.

There is a garden round my house
and many trees.
..... a bee hive on the lawn
and lots of bees.
..... a pear tree, a big oak,
a pine with the squirrel's nest.
But the little pond
with some golden fish
is something I like best.



POSSESSIVES – WHOSE?



Whose car is this?
It's the **BOY'S**.



Whose kites are these?
They're the **BOYS'**.



Whose cat is this?
It is **MARK'S**.
On its back
it's got black marks.



Whose cat is that?
It is **JAMES'S**.
It has spots
in many places.



The **ACTRESSES'** cars
are painted in stars.
There are film stars in cars
and cars all in stars.

The **ACTRESS'S** dress
is all in a mess.
It's dirty and torn
and also it's worn.



MR DICKSON'S little son thought he'd have a lot of fun putting Pussy in the well. But Puss said, "I'll never dwell in a place like this, no way." And at home it chose to stay.



Tom, THE DICKSONS' little son, thought he'd have a lot of fun taking Pussy to the Queen. But Puss said, "I am not keen on joining the royal court." This was PUSS'S firm retort.



PAUL and PETER'S dog.



JOAN and KATY'S balloons.



MR and MRS SHORT'S house.



THE BEE and THE BUTTERFLY'S flower.

REMEMBER!


Если что-нибудь принадлежит двум или нескольким владельцам, то 's мы прибавляем только к последнему из них, напр.: **Paul and Peter's dog.**

GRAMMAR RHYMES

WHO?	WHOSE?
The boy	The boy's
The boys	The boys'
Mark	Mark's
James	James's
The actress	The actress's
The actresses	The actresses'
Mr Dickson	Mr Dickson's
The Dicksons	The Dicksons'
Peter and Mary	Peter and Mary's
The children	The children's

ATTENTION!

The boys' room	NO	The children's room
The girls' skirts	NO	The women's skirts
The robots' heads	NO	The men's heads



REMEMBER!

Если слово во множественном числе оканчивается на - s, то в притяжательной форме после - s мы ставим только апостроф, напр.:
the boys — the boys'.

Possessives – whose?

Task 1

Добавь 's или ' по образцу. Соедини картинки с текстом.

Mary..... schoolbag,

Peter..... pen,

James..... rabbit,

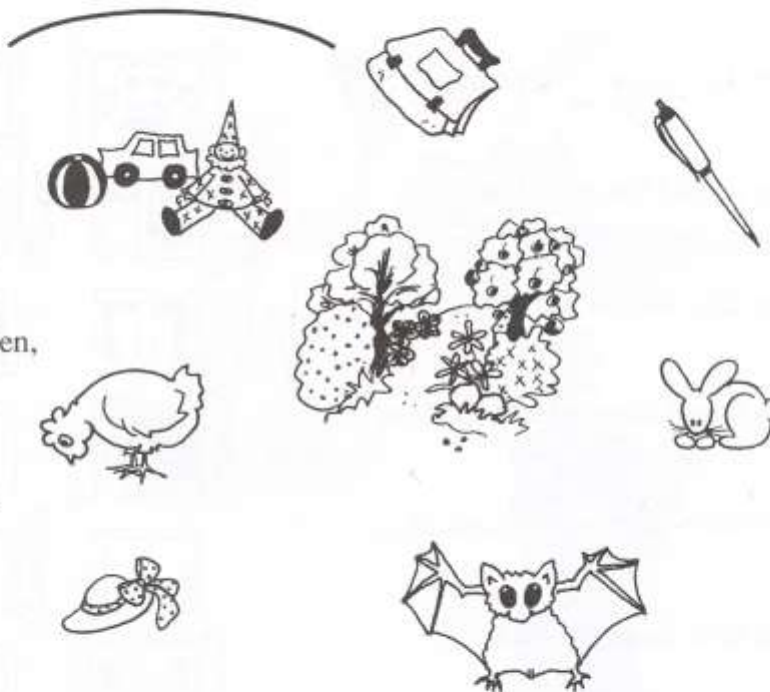
Max..... hen.

The Wilsons..... garden,

Natalie..... hat,

the children..... toys,

the witch..... bat.



Task 2

Допиши по образцу. Дорисуй картинки.

The monkey..... tail,

the woman..... dress,

the fishes..... pond,

the Queen..... address.

The prince..... palace,

the princess..... crown,

the vampire..... teeth,

the robots..... town.



Task 3

Добавь ' или 's. Нарисуй в окнах недостающих героев.

The first floor is the Milroys ... ,

the second floor is Luke ... ,

the third floor is the Parsons ... ,

the fourth floor is Captain Hook

The fifth floor is Mike and Mary ... ,

the sixth floor is Dr King ... ,

the seventh floor is Jenny Donald ... ,


the eighth floor is Danny Ring

The ninth floor is Tom and Max ... ,

the tenth floor is Peter Pan ... ,

the eleventh floor is the princess ... ,

the twelfth floor is Mr Man



SUBJECT PRONOUNS / POSSESSIVE ADJECTIVES 

I am a dancer.

MY job is to dance.

YOU are a Frenchman.

YOUR home is in France.

HE is a preacher.

HIS job is to preach.

SHE is a teacher.

HER job is to teach.

IT is a seagull.

ITS home is the sea.

WE are tea drinkers.

OUR drink is black tea.

YOU are bus drivers.

YOUR job is to drive.

THEY are scuba divers.

THEIR job is to dive.



POSSESSIVE PRONOUNS

I've got a car.

The car is MINE.

You've got a bike.

The bike is YOURS.

He's got a kite.

The kite is HIS.

She's got a doll.

The doll is HERS.

It's got a toy.

We've got a house.


The house is OURS.

You've got a boat.

The boat is YOURS.

They've got a castle.

The castle is THEIRS.



Mine, yours, his, hers, ours, yours and theirs
are all standing on the stairs.

OBJECT PRONOUNS



WHAT AN ENORMOUS TEDDY-BEAR!

JUST LOOK AT IT



GRAMMAR RHYMES

SUBJECT PRONOUNS	POSSESSIVE ADJECTIVES	POSSESSIVE PRONOUNS	OBJECT PRONOUNS
I	MY	MINE	ME
YOU	YOUR	YOURS	YOU
HE	HIS	HIS	HIM
SHE	HER	HERS	HER
IT	ITS		IT
WE	OUR	OURS	US
YOU	YOUR	YOURS	YOU
THEY	THEIR	THEIRS	THEM

REMEMBER!

POSSESSIVE ADJECTIVE всегда стоит перед существительным, напр.:
my dog, her dress, their house.

POSSESSIVE PRONOUN не ставится перед существительным, напр.:
This toy is mine. That bike is hers.

ATTENTION!

Its не может выступать в качестве **POSSESSIVE PRONOUN**.

Object pronouns

Task 1

Заполни пропуски, вписав *her, their, his*.



This is uncle Robert and*his*..... tabby cat.




That is cousin Lillian and clever rat.



These are merry gypsies and moving house.

Those are grey computers and only mouse.



Task 2

Дополни по образцу.

I've got a plane. The plane is*mine*..... .

He's got a bike. The bike is

We've got a see-saw. The see-saw is

They've got a puzzle. The puzzle is

She's got a teddy bear. The teddy bear is

You've got a guitar. The guitar is

Task 3

Дополни по образцу.

Cloud 1: *me*
MY I MINE

Cloud 2:
YOUR YOU YOURS

Cloud 3: HIM
HIS HIS

Cloud 4: HER
SHE
..... HERS

Cloud 5:
IT
ITS XXX

Cloud 6: US
.....
OUR OURS

Cloud 7: YOU
YOU
YOUR

Sun: ☀

Cloud 8: THEM
.....
THEIR THEIRS

Task 4 *Дополни по образцу.*

I have a rabbit in *my* cage.

He has a pencil in case.

We have a donkey on farm.

She has some flowers in vase.

They have some lilies in pond.

You have two windows in room.

It has a ribbon on tail.

She has an engine in broom.

Object pronouns

Task 5

Закончи предложение при помощи *POSSESSIVE PRONOUNS*.

1. We've got a car. The car is *ours*
2. Jimmy's got a computer. The computer is
3. I've got a bike. The bike is
4. The Smyths have got a yacht. The yacht is
5. Susan's got a bag. The bag is
6. The children have got new toys. The toys are
7. You've got a book. The book is
8. We've got new watches. The watches are

Task 6

Замени подчеркнутые части предложений подходящими местоимениями.

1. Joanna's hair is short and dark. *Her* hair is short and dark.
2. The boys are playing football. are playing football.
3. My mother's dress is pink. dress is pink.
4. The boys' room is very untidy. room is very untidy.
5. This car is Mr Tomlinson's. This car is
6. These flowers are beautiful. are beautiful.
7. The wind is blowing. is blowing.
8. I and my brother are twins. are twins.
9. Peter and Jack live in York. live in York.
10. The dog's tail is long. tail is long.

Task 7

Вставь *her, my, our, it, your, him, his, their*.

I am dancing with *my* boyfriend.

You are talking with Miss.

He is sending a letter.

She is giving a kiss.

It is growing in the garden and we like to watch bloom.

They are eating ice lollies.

He is flying balloon.

ADJECTIVES

A long snake



A short snake



A happy clown



A sad clown



A good dog



A bad dog



A tall boy



A short boy



A fat girl



A young woman



An old woman

A pretty face



An ugly face



A hot drink



A cold drink



A fast animal



A slow animal




A strong man



A weak man



Adjectives



The green snake is long.



The black snake is longer.



The yellow snake is the longest.



The pink lady is thin.



The red lady is thinner.



The blue lady is the thinnest.



The green clown is funny.



The orange clown is funnier.



The purple clown is the funniest.

REMEMBER!

От односложных и некоторых двусложных прилагательных мы образуем сравнительную степень, добавляя -er, а превосходную — добавляя -est:

long — longer — longest, short — shorter — shortest.

Если прилагательное оканчивается на -e, то в сравнительной степени мы добавляем -r, а в превосходной -st, напр.:

nice — nicer — nicest, wide — wider — widest.

Если прилагательное оканчивается на согласный, стоящий после гласного, то в сравнительной и превосходной степени согласный удваивается, напр.:

hot — hotter — hottest, fat — fatter — fattest.

Если прилагательное оканчивается на -y после согласного, то в сравнительной и превосходной степени -y заменяется на -i и добавляются -er, -est:

funny — funnier — funniest, busy — busier — busiest.



A beautiful flower




A tired man



A boring book



A modern building



A dangerous snake

$$\sqrt[3]{\frac{671-512^2}{153+34 \times 3,7}} = ?$$

A difficult task



An awful hairstyle



A wonderful island



A horrible monster



A colourful picture



A tiring exercise



An enormous elephant

Adjectives



A beautiful flower



A more beautiful flower



The most beautiful flower



A horrible monster




A more horrible monster



The most horrible monster



A dangerous snake



A more dangerous snake



The most dangerous snake

REMEMBER!

Если в прилагательном более одного слога или оно оканчивается на **-ful**, **-ed**, или **-ing**, то перед ним в сравнительной и превосходной степени ставится **more** и **the most**, напр.:

beautiful — **more beautiful** — **the most beautiful**.



A STORY

It was the first day of Ron's holidays. The weather was BEAUTIFUL. It was HOT and SUNNY. In fact, it was THE MOST BEAUTIFUL, THE HOTTEST and THE SUNNIEST day you could ever dream of. Ron woke up and looked at his watch. It was 9 o'clock. "Quite late," he thought. But then he remembered – "There's no more school. I don't have to hurry. Why shouldn't I take a NICE morning nap?" And he fell asleep again in no time at all. But falling asleep was THE WORST thing he could do. You will never guess what happened to Ron during the next few minutes. He had THE MOST HORRIBLE, THE MOST AWFUL, THE MOST FRIGHTENING dream he ever had before. He was sitting in the classroom with another twenty NOISY pupils waiting for his biology teacher to come when suddenly he heard a splash in the aquarium. One of the fish seemed to look at Ron from behind the glass wall of the aquarium. There was something strange about that fish. THE LONGER Ron looked at it, THE BIGGER it seemed to be. After a SHORT time there was nothing in the aquarium but the fish, and even then it didn't stop growing. It was now coming out of the aquarium with its jaws open. Ron was so SCARED he could not move. The HORRIBLE fish was now nearly as BIG as a whale and ready to eat Ron any minute. And it did. Ron was now inside the whale. He remembered the story of Pinocchio. "How UNLUCKY," he thought. "To spend one's holidays in a way like this." All of a sudden he heard someone calling his name from a distance. Was it his mother's voice? How could he tell her where he was? Her voice became LOUDER and LOUDER. There she was standing just next to him, but surely she couldn't see him. "Ron, for goodness sake," she said, "Why are you sleeping with your head under the pillow? It's noon and Andy is here to take you to the swimming pool!"



Adjectives

+er/est	+r/st	c*v**c → cvc +c+er/est	cy → c+i+er/est
cold colder the coldest	late later the latest	hot hotter the hottest	busy busier the busiest
short shorter the shortest	wide wider the widest	big bigger the biggest	sunny sunnier the sunniest
narrow narrower the narrowest	brave braver the bravest	fat fatter the fattest	easy easier the easiest

* c – consonant/согласный

** v – vowel/гласный

	more, the most	more, the most	more, the most	Irregular
long words	ending in -ed	ending in -ful	ending in -ing	
difficult more difficult the most difficult	bored more bored the most bored	awful more awful the most awful	boring more boring the most boring	good better the best
horrible more horrible the most horrible	scared more scared the most scared	helpful more helpful the most helpful	tiring more tiring the most tiring	bad worse the worst
unlucky more unlucky the most unlucky	tired more tired the most tired	beautiful more beautiful the most beautiful	frightening more frightening the most frightening	

Task 1

Заполни пропуски при помощи следующих прилагательных: *small, shallow, hot, short, thin, wet, pretty, messy, busy, low, white, easy, tall, sour, bad, wrong, sad, witty, light, old.*

Long and <i>short</i>		Right and	
New and		Ugly -	
Fat and		Hard and	$2 + 2 =$
Hot and		Big and	
Sweet and		Lazy -	
Good and		Short and	
Dry and		Deep and	
Happy -		Heavy -	
Tidy -		High and	
Serious -		Black and	

Task 2

Впиши прилагательные в соответствующие колонки.

Double a letter change y into i. Add more to a word. Which is which? Have a try!
interesting, tired, thin, lazy, funny, fat, wonderful, frightening, pretty, slim, clever, slow, deep, narrow, long, busy, boring, easy, difficult, wonderful, hard.

double a letter	change y into i	add more to a word
<i>thinner</i>	<i>funnier</i>	<i>more interesting</i>

Adjectives

Task 3

Подпиши картинки по образцу.



small



.....


.....



.....

.....

.....



.....

.....



.....

.....

.....

Task 4

Заполни пропуски следующими словами: *long, bad, funny, pretty, sad, friendly, strong.*

Girls are *pretty*




Boys are

Clowns are



Snakes are



Cats are



Wolves are

Children cry when they are



ADVERBS

The snail is moving **slowly**.

The cheetah is running **fast**.

The bird is singing **beautifully**.

The radio is playing **loudly**.

Mike speaks English **well**.

My little brother behaves **badly**.

Martin can do this sum **easily**.

Sylvia gets up **early**.






 A STORY

It was Christmas Day. Ron woke up and QUICKLY ran to the window. The garden was full of snow and some more snow was SLOWLY and QUIETLY falling on the trees, the hedge and the lawn. In the snow Ron could see some footprints. "Aren't I lucky again?" he thought. "They must be Father Christmas's." He looked at his bed. There was a long red stocking hanging on it. The stocking was full of presents. They were all NICELY wrapped in shining coloured paper. Ron started to unwrap them EXCITEDLY. There was a BEAUTIFULLY painted pencil box and a set of NEWLY designed Lego blocks that he wanted REALLY BADLY. The next thing he found inside the UNBELIEVABLY long stocking was a Norwegian style sweater BUSILY knitted by Ron's grandmother. She was knitting every time Ron visited her (How did Father Christmas get it?). And last but not least there was a music box. He opened it and it started to play a WELL known tune. "Where do I know it from?" Ron tried to remember. He thought REALLY HARD. SUDDENLY he heard the same tune coming from the living room. Oh, yes, now he knew. It was a Christmas carol and mum was playing it on the piano. He ran downstairs as FAST as he could singing HAPPILY.

WE WISH YOU A MERRY CHRISTMAS AND A HAPPY NEW YEAR!!!



Adverbs

ADJECTIVE	ADVERB (adjective + -ly)	COMPARATIVE and SUPERLATIVE FORMS
quick	quickly	more, the most quickly
quiet	quietly	more, the most quietly
slow	slowly	more, the most slowly
nice	nicely	more, the most nicely
excited	excitedly	more, the most excitedly
beautiful	beautifully	more, the most beautifully
ADJECTIVE ending in -y	ADVERB (adjective /-y/ + -ily)	COMPARATIVE and SUPERLATIVE FORMS
busy	busily	more, the most busily
happy	happily	more, the most happily

ATTENTION! NO CHANGE

ADJECTIVE	ADVERB	COMPARATIVE and SUPERLATIVE FORMS
late	late	later, the latest
hard	hard	harder, the hardest
fast	fast	faster, the fastest
early	early	earlier, the earliest

ATTENTION! IRREGULAR

ADJECTIVE	ADVERB	COMPARATIVE and SUPERLATIVE FORMS
bad	badly	worse, the worst
good	well	better, the best
far	far	further/farther the furthest/the farthest
little	little	less, the least
much	more	the most

REMEMBER!

Наречия мы образуем от прилагательных при помощи окончания **-ly**:

slow — slowly.

Если прилагательное оканчивается на **-y**, то **-y** заменяется на **-i** и прибавляется окончание **-ly**, напр.:

lucky — luckily.

Некоторые наречия ничем не отличаются от прилагательных, напр.:

fast, late, hard, early.

От наречий мы образуем степени сравнения, добавляя **more** и **the most**.

slowly — more slowly — the most slowly.

Исключение — наречия, не отличающиеся от прилагательных, и несколько наречий с неправильными формами степеней сравнения: **badly, well, far, little.**

Task 1

Впиши в пропуски наречия, образованные от приведенных в скобках прилагательных.

The snail is moving (slow) *slowly*

The girl is singing (sad)

The boy is chanting (happy)

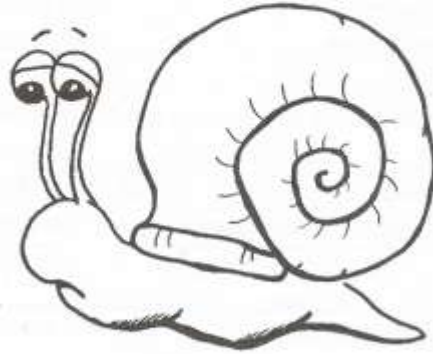
The student is spelling (bad)

The tiger is running (fast)

The clown is walking (funny)

The man is dancing (good)


The builder is working (busy)



Task 2

Дополни предложения при помощи следующих наречий: *loudly, quickly, clearly, late, carefully, slowly, tightly, beautifully, sweetly, hard, rudely*.

1. Time is running very *fast*
2. Look at this exercise It's very difficult.
3. The boy behaved and was told off by the teacher.
4. Laura dances so that you can watch her for hours.
5. If you want to open this door, you must push it very
6. The little girl smiled at me and gave me a kiss.
7. The train was and we had to wait for two hours.
8. Don't talk so The baby is sleeping.
9. I can't understand! Speak and
10. Close your eyes You mustn't see anything.



Adverbs

Task 3

Напиши наречия в скобках в сравнительной или превосходной степени.

1. He sings (well) *better* than all the other children in the class.
2. Who drives (carefully) , John or Pat?
3. Jack passed the exam (badly) of all.
4. All the pupils in this class read very well, but Peter reads (well) of all.
5. There was a snail race in the park. Frank's snail moved (slowly) than Derek's.
6. Tomorrow you must get up much (early) than today.
7. An intercity train goes much (fast) than an ordinary train.
8. Those who fought (bravely) won the battle.
9. Girls usually clean their rooms (neatly) than boys.
10. He did his test (well) than his sister.

Task 4

Закончи предложения.

1. My brother is a fast runner. He runs very *fast*
2. Mr Higgins is a careless driver. He drives
3. Amanda is an awful actress. She acts
4. They are very busy workers. They work very
5. He is a generous man. He gives his money
6. Bob is a hard worker. He works really
7. This story has a happy ending. It ends
8. Look at those merry singers! They are singing
9. She looks like a typical teenager. She looks very
10. My sister is an early bird. She always gets up very

TO BE

AFFIRMATIVE	
I am a pupil.	I' m a pupil.
You are a sailor.	You' re a sailor.
She is a singer.	She' s a singer.
He is a tailor.	He' s a tailor.
It is a dolphin.	It' s a dolphin.
We are zoo keepers.	We' re zoo keepers.
You are policemen.	You' re policemen.
They are maths teachers.	They' re maths teachers.

QUESTIONS	SHORT ANSWERS	
Am I a pupil?	Yes, I am .	No, I' m not .
Are you a sailor?	Yes, you are .	No, you aren't .
Is she a singer?	Yes, she is .	No, she isn't .
Is he a tailor?	Yes, he is .	No, he isn't .
Is it a dolphin?	Yes, it is .	No, it isn't .
Are we zoo keepers?	Yes, we are .	No, we aren't .
Are you policemen?	Yes, you are .	No, you aren't .
Are they maths teachers?	Yes, they are .	No, they aren't .

NEGATIVE	
I am not a pupil.	I' m not a pupil.
You are not a sailor.	You aren't a sailor.
She is not a singer.	She isn't a singer.
He is not a tailor.	He isn't a tailor.
It is not a dolphin.	It isn't a dolphin.
We are not zoo keepers.	We aren't zoo keepers.
You are not policemen.	You aren't policemen.
They are not maths teachers.	They aren't maths teachers.

REMEMBER!

Глагол TO BE принадлежит к семье особых глаголов.

ATTENTION!

I AM. You, we, they ARE. He, she, it IS.

В вопросительной форме AM, IS, ARE ставятся перед подлежащим, напр.:

He **is** a sailor. Is he a sailor?

В отрицательной форме после AM, IS, ARE мы ставим NOT, напр.:

He **is** a sailor. He **is not/isn't** a sailor.

Task 1

Допиши стишок, вставляя на свободные места *am, is, are*. Соедини предложения с картинками по образцу.

I *am* a mermaid.

She a queen.

He a wizard.


You sixteen.

It a dragon.

We brave knights.

You bad witches.

They blue kites.



Task 2

Дополни текст, вставляя *am, is, are*.

I *am* Sylvia. This my brother Jim. I ten and he five.

We English, but we not in England now. We on holiday.

This a beach. There many children here. It hot and sunny.

Task 3

Допиши стишок при помощи следующих форм глагола *to be*: 're, 's, is, am.

I *am* Swedish.

You Chinese.

He Swiss.

She Japanese.

They from England.

He from Iceland.

She from Austria.

We from Ireland.



Task 4

Допиши стишок при помощи следующих форм глагола *to be*: are, am, 're, 'm. Раскрась флаги и соедини их с соответствующими предложениями. Только два флага подходят к тексту.

I *am* Nigel.

You Kate.

You seven.


I eight.

I English.

You Greek.

You from Athens.

I from Leek.



To be

Task 5

Ответь на вопросы.

1. Are you a boy? *Yes, I am / No, I'm not* .
2. Is your English teacher a man?
3. Is there a computer in your room?
4. Are there any cassettes in your room?
5. Is your house in a garden?
6. Are your parents at home now?
7. Is your dad a singer?
8. Is your best friend Polish?
9. Are you in the classroom now?
10. Are your toys in the toy box?
11. Are frogs green?
12. Is the elephant a big animal?
13. Is London in England?
14. Is Halloween in May?
15. Is Christmas in December?
16. Are polar bears brown?
17. Are clowns funny?
18. Is Cinderella rich?
19. Is your school in a big city?
20. Is it cold today?

HAVE / HAS GOT

AFFIRMATIVE	
I have got an apple.	I've got an apple.
You have got a plum.	You've got a plum.
She has got a sandwich.	She's got a sandwich.
He has got fine rum.	He's got fine rum.
It has got a sausage.	It's got a sausage.
We have got good chips.	We've got good chips.
You have got spaghetti.	You've got spaghetti.
They have got cheese crisps.	They've got cheese crisps.

QUESTIONS	SHORT ANSWERS	
Have I got an apple?	Yes, I have .	No, I haven't .
Have you got a plum?	Yes, you have .	No, you haven't .
Has she got a sandwich?	Yes, she has .	No, she hasn't .
Has he got fine rum?	Yes, he has .	No, he hasn't .
Has it got a sausage?	Yes, it has .	No, it hasn't .
Have we got good chips?	Yes, we have .	No, we haven't .
Have you got spaghetti?	Yes, you have .	No, you haven't .
Have they got cheese crisps?	Yes, they have .	No, they haven't .

NEGATIVE	
I have not got an apple.	I haven't got an apple.
You have not got a plum.	You haven't got a plum.
She has not got a sandwich.	She hasn't got a sandwich.
He has not got fine rum.	He hasn't got fine rum.
It has not got a sausage.	It hasn't got a sausage.
We have not got good chips.	We haven't got good chips.
You have not got spaghetti.	You haven't got spaghetti.
They have not got cheese crisps.	They haven't got cheese crisps.

REMEMBER!

В состав конструкции HAVE GOT входит особый глагол — HAVE.

ATTENTION!

I, you, we, they HAVE got. He, she, it HAS got.

В вопросительной форме HAVE/HAS ставится перед подлежащим, напр.:

They **have got** crisps. **Have they got** crisps?

В отрицательной форме мы прибавляем NOT, напр.:

They **have got** crisps. They **have not/haven't got** crisps.

Task 1

Дополни стишок, используя глагол **have got** в отрицательной форме.

I (not) *haven't got* jewels.

You (not) diamonds.

She (not) any gold chains.

He (not) rubies.

They (not) silver.

But instead we have all got brains!

Task 2

Дополните стишок, используя **have/has got**.

Tom and Ann *have got* a new school.

Their new miss a red dress.

Their new classroom a white board.

In their drawers they a big mess.

Their new school a big gym.

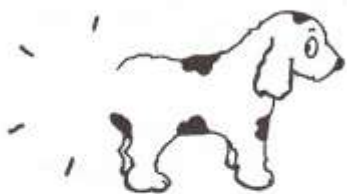
They a test every week.

In the yard they a stork's nest.


With a stork that a red beak.

Task 3


Заполни пропуски при помощи *haven't got* и *hasn't got*, а также следующих слов: *doors, sails, leaves, wands, a tail, a hat, weels, a crown*.



The dog *hasn't got* a tail



The cars




The houses



The tree



The king



The fairies



The boats



The snowman




CAN

This little baby CAN sleep and cry.
This little birdie CAN tweet and fly.
This old professor CAN speak Chinese.
This man from Holland CAN make good cheese.



This strong footballer CAN kick a ball.
This crafty builder CAN build a wall.
This pretty actress CAN dance and sing.
This big mosquito CAN buzz and sting.



She CAN speak English.
He CAN make rhymes
or say tongue-twisters
a hundred times!



AFFIRMATIVE
I can jump a rope.
You can make a rhyme.
He can juggle balls.
It can tell the time.
You can sing a song.
We can read and write.
You can draw a bear.
They can see at night.

QUESTIONS	SHORT ANSWERS	
Can I jump a rope?	Yes, I can .	No, I can't .
Can you make a rhyme?	Yes, you can .	No, you can't .
Can he juggle balls?	Yes, he can .	No, he can't .
Can it tell the time?	Yes, it can .	No, it can't .
Can she sing a song?	Yes, she can .	No, she can't .
Can we read and write?	Yes, we can .	No, we can't .
Can you draw a bear?	Yes, you can .	No, you can't .
Can they see at night?	Yes, they can .	No, they can't .

NEGATIVE	
I cannot jump a rope.	I can't jump a rope.
You cannot make a rhyme.	You can't make a rhyme.
He cannot juggle balls.	He can't juggle balls.
It cannot tell the time.	It can't tell the time.
She cannot sing a song.	She can't sing a song.
We cannot read and write.	We can't read and write.
You cannot draw a bear.	You can't draw a bear.
They cannot see at night.	They can't see at night.

REMEMBER!

CAN относится к особым глаголам.

Формы этого глагола одинаковы во всех лицах.

В вопросах CAN «перепрыгивает» на место перед подлежащим, напр.:

You **can** make a rhyme. **Can** you make a rhyme?

В отрицательных предложениях после CAN мы ставим NOT.

Обратите внимание на написание: CANNOT, напр.:

She **can** sing a song. She **cannot/can't** sing a song.

Task 1

Заполни пропуски при помощи следующих слов: *steer, lift, make, have, fly, brush.*

Can a pilot *fly* a plane?
Yes, he can.
Yes, he can.



Can a lion its mane?
No, it can't.
No, it can't.



Can an athlete a car?
Yes, he can.
Yes, he can.



Can a baby a star?
No, it can't.
No, it can't.



Can a sailor a boat?
Yes, he can.
Yes, he can.



Can a poet a coat?
No, he can't.
No, he can't.



Task 2

Дополни стишок следующими словами: *wine, shoe, heaven, roar, weight, pen, dive, kick, tree, run.*


Number one can walk and *run*



Number two can make a



Number three can cut a



Number four can jump and

Number five can swim and



Number six can run and



Number seven can fly to



Number eight can lift heavy



Number nine can make good



Number ten can use a



Task 3

Вставь *can* или *can't*. Соедини картинки при помощи цифр.

1. It can shine, but it can't talk.

2. It swim, but it walk.

3. It flow, but it stop.




4. It run, but it hop.

5. It play, but it sing.

6. It tell you anything.

7. It show you if you're ill.

8. It jump – it stand still.



MUST

AFFIRMATIVE
I must go to school.
You must drive a train.
She must clean the house.
He must fly a plane.
It must find a mouse.
We must read and write.
You must watch the stars.
They must march and fight.

QUESTIONS
Must I go to school?
Must you drive a train?
Must she clean the house?
Must he fly a plane?
Must it find a mouse?
Must we read and write?
Must you watch the stars?
Must they march and fight?

NEGATIVE	
NEEDN'T	DON'T / DOESN'T HAVE TO
I needn't go to school.	I don't have to go to school.
You needn't drive a train.	You don't have to drive a train.
She needn't clean the house.	She doesn't have to clean the house.
He needn't fly a plane.	He doesn't have to fly a plane.
It needn't find a mouse.	It doesn't have to find a mouse.
We needn't read and write.	We don't have to read and write.
You needn't watch the stars.	You don't have to watch the stars.
They needn't march and fight.	They don't have to march and fight.

REMEMBER!

MUST относится к особым глаголам.

MUST имеет одинаковые формы во всех лицах. MUST встречается только в утвердительной и вопросительной форме.

В отрицательной форме вместо MUST мы употребляем NEEDN'T или DON'T/DOESN'T HAVE TO.

MUSTN'T



I MUSTN'T eat much chocolate.

You MUSTN'T smoke cigars.

She MUSTN'T feed the fish.


He MUSTN'T drive fast cars.

It MUSTN'T bark and bite.

We MUSTN'T fight with boys.

You MUSTN'T drink cold juice.

They MUSTN'T break their toys.



REMEMBER!

MUSTN'T означает НЕЛЬЗЯ, НЕ МОГУ, а не — не должен.

Task 1

Must или mustn't? Вставь подходящую форму.

If you want to be good,
 you *mustn't* forget,
 there are quite a few things,
 (you know what, I can bet),
 that good girls do.
 So, they be late
 and they drink beer.
 A good girl wait



when her grannie or grandpa
 needs some help – she act!
 She do what they want
 if she's good – it's a fact!
 She go to a shop,
 she bring them some food,
 like the girl from the tale
 about Red Riding Hood.

Task 2

В пропуски впиши недостающие глаголы: *play, sleep, drink, complain, wear, hunt, stay up*. Соедини предложения с картинками.

Tom mustn't *drink* champagne.

Jane mustn't high heels.

Steve mustn't with matches.


Bears mustn't grey seals.

We mustn't too long.

We mustn't late.

We mustn't

about things that we hate.



Task 3

Must или have to? Поставь эти глаголы в соответствующую форму.

1. On Sundays I *don't have to* get up early.
2. If you want to pass this exam you work very hard.
3. he make so much noise?
4. She do it. I can do it for her.
5. We hurry. There is a lot of time.
6. Sally help her Grannie to clean the house.
7. you talk all the time?
8. You be very careful when you cross this street.
9. Children work but they go to school.
10. You buy this dress if you don't like it.

Task 4

Mustn't или don't/doesn't have to?

1. You *mustn't* wear your shoes at school.
2. You walk on the grass.
3. We get up early.
4. You talk here. The baby is sleeping.
5. My baby brother clean his room.
6. We do the shopping now. We can do it tomorrow.
7. You use so much water.
8. Jim play with dogs. He is allergic to them.
9. She work. She is a millionaire.
10. You park your car here!

PRESENT CONTINUOUS



NOW

NAUGHTY GRADE ONE (*through a keyhole*)

It is play time in Ron's school. What are all the children doing? Look at page 96.

Peter IS EATING a cake.

Susan IS DRAWING a snake.

Mary and Janet ARE SKIPPING.

Mark, Tom and Wendy ARE SITTING
and PLAYING a game of roulette
with Caroline, Kate and Anette.

Nevil IS FLYING a colourful kite.

Ron'S PUSHING Ted with all of his might.

Johnny IS THROWING a ball.

Bobby IS FIGHTING with Paul.

Alex IS HAVING a nap.

Two boys ARE LEARNING to rap.


They'RE all HAVING really good fun –

The boys and girls from *NAUGHTY GRADE ONE*.

REMEMBER!

Время **PRESENT CONTINUOUS** мы используем тогда, когда говорим о чем-нибудь, происходящем сейчас, в данный момент.

GRAMMAR RHYMES



SOON



Ron is in *NAUGHTY GRADE ONE*. It is the end of June and Ron has only one more week at school. During this week Ron and his friends are planning to do rather unusual things.

On Monday they'RE CLEANING the school.

On Tuesday they'RE PAINTING the pool.

On Wednesday they'RE SPENDING a day catching fish at Greenwater Bay.

On Thursday the boys from Ron's class ARE SINGING some psalms at a mass.

On Friday they'RE READING a book on pirates and bad captain Hook.

On Saturday they'RE SHOWING a play. There's The Snow Queen, Gerda and Kay.

On Sunday Ron'S FLYING to Rome. For a month he IS LEAVING his home.



REMEMBER!

Время PRESENT CONTINUOUS мы используем тогда, когда говорим о чем-нибудь, что случится в конкретный момент в будущем.

PRESENT CONTINUOUS

What are they all doing at the moment?

AFFIRMATIVE	
I am doing my homework.	I'm doing my homework.
You are watching TV.	You're watching TV.
He is talking to mother.	He's talking to mother.
She is scratching her knee.	She's scratching her knee.
It is feeding the puppies.	It's feeding the puppies.
We are drawing a fox.	We're drawing a fox.
You are listening to music.	You're listening to music.
They are lifting a box.	They're lifting a box.

QUESTIONS	SHORT ANSWERS		
Am I doing my homework?	Yes, I am .	No, I'm not .	
Are you watching TV?	Yes, you are .	No, you're not .	No, you aren't .
Is he talking to mother?	Yes, he is .	No, he's not .	No, he isn't .
Is she scratching her knee?	Yes, she is .	No, she's not .	No, she isn't .
Is it feeding the puppies?	Yes, it is .	No, it's not .	No, it isn't .
Are we drawing a fox?	Yes, we are .	No, we're not .	No, we aren't .
Are you listening to music?	Yes, we are .	No, we're not .	No, we aren't .
Are they lifting a box?	Yes, they are .	No, they're not .	No, they aren't .

NEGATIVE	
I am not doing my homework.	I'm not doing my homework.
You are not watching TV.	You're not watching TV.
He is not talking to mother.	He's not talking to mother.
She is not scratching her knee.	She's not scratching her knee.
It is not feeding the puppies.	It's not feeding the puppies.
We are not drawing a fox.	We're not drawing a fox.
You are not listening to music.	You're not listening to music.
They are not lifting a box.	They're not lifting a box.

REMEMBER!

В состав времени PRESENT CONTINUOUS входят формы особого глагола TO BE (AM, IS, ARE) + форма с **-ing**. Ее мы образуем, прибавляя к неопределенной форме глагола окончание **-ing**. В вопросительной форме AM, IS, ARE «перепрыгивают» на место перед подлежащим, напр.:

You **are** watching TV. Are you **watching** TV?

В отрицательной форме после AM, IS, ARE мы ставим **not**, напр.:

It is **feeding** the puppies. It is **not/isn't** feeding the puppies.

Present continuous

Eating,
washing,
drinking,
sleeping,
reading,
learning,
playing,
keeping.

Riding,
writing,
making,
driving,
rhyming,
hiding,
shining,
diving.

Putting,
winning,
shutting,
sitting,
cutting,
running,
swimming,
knitting.

+ ing	e + ing → ing	*c**v*c + ing → cvccing
eat – eating	have – having	skip – skipping
draw – drawing	leave – leaving	sit – sitting
play – playing	ride – riding	put – putting
fly – flying	write – writing	win – winning
push – pushing	make – making	shut – shutting
throw – throwing	drive – driving	cut – cutting
fight – fighting	hide – hiding	run – running
learn – learning	rhyme – rhyming	swim – swimming
clean – cleaning	shine – shining	knit – knitting
paint – painting	dive – diving	
spend – spending		
catch – catching		
read – reading		
show – showing		

* c – consonant/согласный

** v – vowel/гласный

REMEMBER!

Во времени PRESENT CONTINUOUS к неопределенной форме глагола мы прибавляем окончание **-ing**, напр.:

play – playing

Если глагол оканчивается на **-e**, то в форме с **-ing** отсутствует **-e**, напр.:

write – writing.

Если глагол оканчивается на согласный, перед которым стоит один гласный, то в форме с **-ing** согласный удваивается, напр.:

sit – sitting, put – putting.

ATTENTION!

Если глагол оканчивается на **-w**, **-y**, то удвоения нет, напр.:

show – showing, play – playing.

Task 1

Рассмотри картинки и дополни стишок с помощью следующих слов: sock, making, eating, listening, watching, reading, phone, cook, having.

It is Sunday afternoon. The Simpsons are at home. What are they all doing?

Daddy is *watching* TV.

Mummy is some tea.

David is a book.

Peter is trying to

Grannie is knitting a


Sarah is to rock.

Bingo is a bone.

Grandpa is using the

Little birds that are up in their nest

are asleep – they are a rest.



Present continuous

Task 2

В пропуски впиши следующие слова: *painting, going, having, riding, watching, visiting.*

What are you doing this evening?

I am *watching* a film on TV.



What are you doing this evening?

I am to Margaret, to tea.




What are you doing tomorrow?

I am a bike in the park.



What are you doing tomorrow?

I am Grandfather Mark.




What are you doing on Sunday?

I am a party at home.



What are you doing on Sunday?

I am our new garden gnome.



Task 3

Заполни пропуски, вписав формы с *-ing*, как показано в образце.

fit *fitting*

put

come

ride

see

dive

run

fly

ask

stop

cry

plan

Task 4

Дай краткие ответы на вопросы.



Is the boy kicking a ball?

Yes, he is.



Are the men painting the wall?



Are the girls writing with pens?



Is the farmer feeding the hens?



Is the dog eating a bone?



Is the clown throwing a stone?



Is the wind blowing today?



Are the mice running away?

PRESENT SIMPLE

I GET UP every morning.
I DRESS and COMB my hair.
I PACK my old green schoolbag
and TAKE my teddy bear.

I WALK to school with Andy,
a friend who LIVES nearby.
We WATCH cars, trams and buses,
that in the street PASS BY.




REMEMBER!

Время PRESENT SIMPLE мы используем тогда, когда говорим о происходящем обычно, часто, каждый день и т.д.



Camels LIVE in the desert.



Tigers and cheetahs RUN fast.



Blue whales SWIM in the ocean.



Dinosaurs COME from the past.



Rhinos LIVE in the grasslands.



Penguins are birds but don't fly.



Polar bears SLEEP in the winter.



Swallows FLY high in the sky.



Zebras HAVE black and white stripes.

Monkeys DO tricks at the zoo.



Parrots SAY, "Silly Billy."

"Don't worry" or "How are you."

REMEMBER!

Время PRESENT SIMPLE мы используем тогда, когда говорим об очевидных вещах, напр., что медведи спят зимой, а верблюды живут в пустыне.

PRESENT SIMPLE

AFFIRMATIVE
I go to school.
You stay at home.
He works in Prague.
She lives in Rome.
It plays all day.
We drive fast trains.
You read French books.
They fly jet planes.

QUESTIONS	SHORT ANSWERS	
Do I go to school?	Yes, I do .	No, I don't .
Do you stay at home?	Yes, you do .	No, you don't .
Does he work in Prague?	Yes, he does .	No, he doesn't .
Does she live in Rome?	Yes, she does .	No, she doesn't .
Does it play all day?	Yes, it does .	No, it doesn't .
Do we drive fast trains?	Yes, we do .	No, we don't .
Do you read French books?	Yes, you do .	No, you don't .
Do they fly jet planes?	Yes, they do .	No, they don't .

NEGATIVE	
I do not go to school.	I don't go to school.
You do not stay at home.	You don't stay at home.
He does not work in Prague.	He doesn't work in Prague.
She does not live in Rome.	She doesn't live in Rome.
It does not play all day.	It doesn't play all day.
We do not drive fast trains.	We don't drive fast trains.
You do not read French books.	You don't read French books.
They do not fly jet planes.	They don't fly jet planes.

REMEMBER!

В третьем лице единственного числа мы прибавляем к глаголу - s, напр.:
he, she, it plays.


Если глагол оканчивается на шипящий или свистящий — прибавляем - es:
push, dress — he, she, it pushes, dresses.

Если глагол оканчивается на - y после согласного, то - y мы меняем на - i и добавляем - es, напр.:

cry, fly — he, she, it cries, flies.

Вопросы в PRESENT SIMPLE мы задаем при помощи DO и DOES. DOES относится к he, she, it, а DO — к остальным лицам.

Отрицания образуем при помощи DO NOT/DON'T, DOES NOT/DOESN'T. В вопросах и отрицаниях глагол выступает в неопределенной форме.



Jimmy OFTEN rides his bike.
 Peter SOMETIMES walks his dogs.
 Wendy SELDOM cleans her room.
 Big storks ALWAYS hunt green frogs.
 Children SOMETIMES like to joke.
 Teachers NEVER understand.
 Kittens OFTEN run and jump.
 A fairy ALWAYS has a wand.

REMEMBER!

Эти слова часто сопровождают глаголы в PRESENT SIMPLE:
 ALWAYS USUALLY OFTEN SOMETIMES SELDOM RARELY NEVER

Present simple

Task 1

Поставь глаголы в скобках в подходящую форму. Рядом напиши похожее стихотворение, состоящее из отрицательных предложений.

- She (like) *likes* music. *She doesn't like music,*
- I (like) sports.
- She (wear) dresses.
- I (wear) shorts.
- I (play) Indians.
- She (play) house.
- I (have) a fish.
- She (have) a mouse.
- She (run) slowly.
- I (run) fast.
- So I (come) first.
- And she (come) last.



Task 2

Допиши стихотворение при помощи следующих слов: *gives, works, lifts, hunts, writes, brings, puts out, walks.*

A zookeeper *works* at the zoo.

A fireman the fire.

An athlete heavy weight.

A stuntman on a wire.

A poet poems and rhymes.

A waiter you some food.

A teacher you some tests.

A hunter in the wood.



Task 3

Замени в стихотворении утвердительные предложения на отрицательные по образцу.



Does a zookeeper work at the zoo?

.....

.....

.....

.....

.....

.....

.....

Present simple

Task 4

Допиши стихотворение при помощи следующих слов: *run, live, eat, grow, sting, catch, see, are.*

Mushrooms *grow* in the forest.



Hamsters very nice pets.



Monkeys in the jungle.



Mosquitoes when it's wet.



Spiders flies in their webs.



Owls and bats after dark.



Tigers faster than cats.



Squirrels nuts in the park.



Task 5

Впиши do или does.

..... *Does* a monkey climb a tree?

..... a starfish like the sea?

..... young children run and play?

..... these tulips bloom in May?



..... all pupils write Maths tests?

..... small babies wear white vests?

..... a dragon have a tail?

..... a postman bring the mail?

..... a milkman bring us milk?

..... they make these shirts of silk?



Task 6

Впиши подходящие формы глаголов, указанных в скобках.

My brother (play) *plays* the flute.

My teacher (write) good rhymes.

Miss Tisdale (clean) the school.

My parents (read) *The Times*.

My doggy (bark) a lot.

The Danish (make) good cheese.

Norwegians (skate) and (ski)

The Chinese (speak) Chinese.

Task 7

Допиши предложения, используя подходящую форму глагола.

Birds **fly** high up in the sky. A bird *flies* high up in the sky.

Teachers **work** at school. A teacher at school.

We **wish** you a merry Christmas. Tom us a merry Christmas.

Parents **teach** us good manners. Miss Smyth us English.

We **try** to get up early. My father to get up early.

Children **draw** funny pictures. My little brother funny pictures.

We **carry** heavy bags to school. My sister a heavy bag to school.

They **go** to school in Oxford. Peter to school in Oxford.

TO HAVE

AFFIRMATIVE
I have a rocket.
You have a ball.
He has a pierrot.
She has a doll.
It has a rattle.
We have a train.
You have a tractor.
They have a plane.

QUESTIONS	SHORT ANSWERS	
Do I have a rocket?	Yes, I do .	No, I don't .
Do you have a ball?	Yes, you do .	No, you don't .
Does he have a pierrot?	Yes, he does .	No, he doesn't .
Does she have a doll?	Yes, she does .	No, she doesn't .
Does it have a rattle?	Yes, it does .	No, it doesn't .
Do we have a train?	Yes, we do .	No, we don't .
Do you have a tractor?	Yes, you do .	No, you don't .
Do they have a plane?	Yes, they do .	No, they don't .

NEGATIVE	
I do not have a rocket.	I don't have a rocket.
You do not have a ball.	You don't have a ball.
He does not have a pierrot.	He doesn't have a pierrot.
She does not have a doll.	She doesn't have a doll.
It does not have a rattle.	It doesn't have a rattle.
We do not have a train.	We don't have a train.
You do not have a tractor.	You don't have a tractor.
They do not have a plane.	They don't have a plane.

REMEMBER!

Глагол HAVE —“иметь”не всегда ведет себя как особый глагол.
 В вопросительной форме HAVE не ставится перед подлежащим.
 Вопросы мы задаем при помощи DO и DOES, напр.:

Do you **have** a doll?

Does he **have** a pierrot?


В отрицательных предложениях мы используем DO NOT/DON'T и DOES NOT/DOESN'T.

В вопросительных и отрицательных предложениях HAVE выступает в неопределенной форме. Так что здесь HAVE — обыкновенный глагол.

Task 1

Have или has? Впиши подходящую форму глагола.

We *have* a dog.



He a cat.




It a frog.




She a rat.



It a tail.



They big sails.



We a book of fairy tales.



Task 2

Заполни пропуски по образцу.

I *have* a sheepdog but I *don't have* any sheep.

What a shame!

He a paintbrush but he any paint.

What a shame!

They some dog food but they a dog.

What a shame!

It a fishbone but it any fish.

What a shame!

We a toy box but we any toys.

What a shame!

They a car park but they any cars.

What a shame!

Task 3

Дополни текст с помощью *do* или *does*. Соедини картинки с предложениями.



Does..... my sister have a hamster?

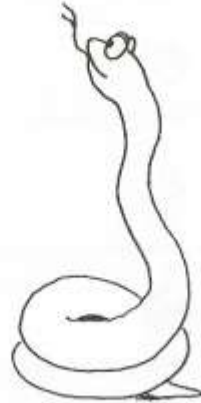
..... my mother have a cat?

..... my neighbours have a rabbit?




..... my brother have a rat?

..... my doggy have a puppy?



..... the Wilsons have a snake?

..... my teacher have a hedgehog?



..... the farmer have a drake?





WAS / WERE

*There was a fancy dress party at school on Halloween night.
Let's see who everyone was.*

I **WAS** a wizard.

You **WERE** a clown.


He **WAS** the Mayor

of London Town.

They **WERE** bad witches.

She **WAS** Red Hood.

Everyone **WAS** in a very good mood!



WAS / WERE

Where were they yesterday at 4 p.m.?

AFFIRMATIVE
I was in the shop.
You were in the car.
He was at the bank.
She was at the bar.
It was at the zoo.
We were at the pool.
You were in the park.
They were still at school.

QUESTIONS	SHORT ANSWERS	
Was I in the shop?	Yes, I was .	No, I wasn't .
Were you in the car?	Yes, you were .	No, you weren't .
Was he at the bank?	Yes, he was .	No, he wasn't .
Was she at the bar?	Yes, she was .	No, she wasn't .
Was it at the zoo?	Yes, it was .	No, it wasn't .
Were we at the pool?	Yes, we were .	No, we weren't .
Were you in the park?	Yes, you were .	No, you weren't .
Were they still at school?	Yes, they were .	No, they weren't .

NEGATIVE	
I was not in the shop.	I wasn't in the shop.
You were not in the car.	You weren't in the car.
He was not at the bank.	He wasn't at the bank.
She was not at the bar.	She wasn't at the bar.
It was not at the zoo.	It wasn't at the zoo.
We were not at the pool.	We weren't at the pool.
You were not in the park.	You weren't in the park.
They were not at school.	They weren't at school.

REMEMBER!


WAS и WERE — это формы глагола TO BE во времени PAST SIMPLE. Они относятся к группе особых глаголов.

WAS и WERE, так же как AM, IS и ARE, в вопросительной форме «перепрыгивают» на место перед подлежащим, напр.:

I **was** in the shop. **Was** I in the shop?

В отрицательной форме после WAS и WERE мы ставим NOT, напр.:

I **was** in the shop. I **was not/wasn't** in the shop.

**Task 1**

Допиши диалог с помощью *was* и *were* в подходящей форме.

Mr Wilcox: How old^{was}..... your father 20 years ago?

Ron: He fifteen years old.

Mr Wilcox: he a pupil?

Ron: Yes, he But he a good pupil. He a talented young footballer.

Mr Wilcox: How old he when he first on the national team?

Ron: He twenty.

Mr Wilcox: Ron, you at Wembley when your father scored five goals in one match?

Ron: Yes, I, my mother and my sister at this match. It really fantastic!!!

Mr Wilcox: your mother and sister interested in football?

Ron: Not really but they at every match my father played.

Task 2

Заполни пропуски, используя *was* или *were*.

Once upon a time there *were* three bears. There

Papa Bear, there Mama Bear and there Baby Bear.




The bears' house in the woods. It a little house
with a red roof. In the house
there three rooms
and a kitchen.



In the kitchen there
a table and three chairs.

On the table there three bowls, three cups and three spoons.

In the bowls there some hot porridge. The porridge
too hot to eat so...



PAST SIMPLE

In December last year there was a Christmas fair in Ron's school. The children's mothers prepared some food for the fair. Let's see what they cooked, baked, fried and prepared.

Mrs Nelson COOKED spaghetti.

Mrs Milroy BAKED cheese cakes.

Mrs Sinclair COOKED some pasta.


Mrs Stewart FRIED beef steaks.

Mrs Flax PREPARED some trifle.

Mrs Ponti COOKED brown rice.

Mrs Waters BAKED a pizza.

Mrs Fox PREPARED some ice.



PAST SIMPLE

*Yesterday Ron and his family moved into their new house. It was a busy day.
Let's see what everyone did.*

AFFIRMATIVE
I carried big boxes.
You dropped a glass plate.
He cleaned all the windows.
She painted the gate.
It barked at the neighbours.
We planted a flower.
You washed all the dishes.
They mended the shower.

QUESTIONS	SHORT ANSWERS	
Did I carry big boxes?	Yes, I did .	No, I didn't .
Did you drop a glass plate?	Yes, you did .	No, you didn't .
Did he clean all the windows?	Yes, he did .	No, he didn't .
Did she paint the gate?	Yes, she did .	No, she didn't .
Did it bark at the neighbours?	Yes, it did .	No, it didn't .
Did we plant a flower?	Yes, we did .	No, we didn't .
Did you wash all the dishes?	Yes, you did .	No, you didn't .
Did they mend the shower?	Yes, they did .	No, they didn't .

NEGATIVE	
I did not carry big boxes.	I didn't carry big boxes.
You did not drop a glass plate.	You didn't drop a glass plate.
He did not clean all the windows.	He didn't clean all the windows.
She did not paint the gate.	She didn't paint the gate.
It did not bark at the neighbours.	It didn't bark at the neighbours.
We did not plant a flower.	We didn't plant a flower.
You did not wash all the dishes.	You didn't wash all the dishes.
They did not mend the shower.	They didn't mend the shower.

REMEMBER!

Во времени PAST SIMPLE правильные глаголы получают окончание - **ed**.

Вопросы мы задаем при помощи DID, напр:

We planted a flower. **Did** we plant a flower?

В отрицательных предложениях мы используем DID NOT/DIDN'T, напр.:

She **didn't** paint the gate.

В вопросительных и отрицательных предложениях глагол выступает в неопределенной форме.

Did he **clean** the windows? He **didn't clean** the windows.

PAST SIMPLE

*There were many things to do at the fair in Ron's school.
Let's see what everyone did.*

AFFIRMATIVE
I bought an ice cream.
You drank some coffee.
He rode a pony.
She ate a toffee.
We won a race.
You had a lolly.
They bought a parrot whose name was Polly.

QUESTIONS	SHORT ANSWERS	
Did I buy an ice cream?	Yes, I did .	No, I didn't .
Did you drink any coffee?	Yes, you did .	No, you didn't .
Did he ride a pony?	Yes, he did .	No, he didn't .
Did she eat a toffee?	Yes, she did .	No, she didn't .
Did we win a race?	Yes, we did .	No, we didn't .
Did you have a lolly?	Yes, you did .	No, you didn't .
Did they buy a parrot whose name was Polly?	Yes, they did .	No, they didn't .

NEGATIVE	
I did not buy an ice cream.	I didn't buy an ice cream.
You did not drink any coffee.	You didn't drink any coffee.
He did not ride a pony.	He didn't ride a pony.
She did not eat a toffee.	She didn't eat a toffee.
We did not win a race.	We didn't win a race.
You did not have a lolly.	You didn't have a lolly.
They did not buy a parrot whose name was Polly.	They didn't buy a parrot whose name was Polly.

REMEMBER!

Неправильные глаголы в PAST SIMPLE имеют разные формы, напр.:
buy — **bought**, eat — **ate**, ride — **rode**, win — **won**.

Вопрос задаем при помощи DID и глагола в неопределенной форме, напр.:
He rode a pony. **Did he ride** a pony?

В отрицательных предложениях мы используем DID NOT/DIDN'T и глагол в неопределенной форме напр.:

He **didn't ride** a pony.

LAST YEAR / FIVE YEARS AGO

Last year I went to Madrid.

Last May I flew to England.

Last week I visited France.

Last month I travelled to Finland.



Five years ago Mary was twenty.

A year ago she married Tom.

A month ago they had a baby.

A week ago they moved to Bonn.

IN 1930

IN**1920**

This is Grannie Emma. She was born in India **in 1920**.

1927

She went to school **in 1927**.

1930

She came to England **in 1930**.

1940

She met Grandpa John **in 1940**.

**1942**

She married him **in 1942**.

1943

They had their daughter Sara **in 1943**.

1950

In 1950 Grannie bought a castle in Scotland.

**1970**

In 1970 many famous actors came there to make a horror film.

REMEMBER!

Время PAST SIMPLE мы применяем, когда говорим о том, что произошло в прошлом. При этом время определяется так: **last week, five days ago, in 1920, yesterday** и т.д.

PAST SIMPLE

+ ed	+ d	*c**v*c + ed → cvc + c + ed	*cy + ed *c + i + ed	IRREGULAR
wash – washed	bake – baked	stop – stopped	spy – spied	get – got
dress – dressed	prepare – prepared	drop – dropped	cry – cried	take – took
pack – packed	move – moved	knit – knitted	carry – carried	fly – flew
watch – watched	smile – smiled	hop – hopped		think – thought
pass – passed				go – went
laugh – laughed				have – had
walk – walked				meet – met
reach – reached				come – came

* c – consonant/согласный

** v – vowel/гласный

REMEMBER!

В PAST SIMPLE правильные глаголы получают окончание **-ed**, напр.:
wash – washed.

Если глагол оканчивается на **-e**, то мы добавляем только **-d**, напр.:
dine – dined.

Если односложный глагол кончается на согласный, стоящий после одного гласного, то последний согласный удваивается и добавляется окончание **-ed**:
stop – stopped, drop – dropped.


Если глагол оканчивается на **-y** после согласного, то **-y** мы заменяем на **-i** и добавляем **-ed**, напр.:
cry – cried.

Неправильные глаголы в PAST SIMPLE имеют формы, не похожие на неопределенную форму этих глаголов. Окончания **-ed** у них не бывает никогда!

Task 1

Поставь указанные в скобках глаголы в PAST SIMPLE и заполни пропуски:

I (get up) *got up* very early.
 I (dress) and (comb) my hair.
 I (pack) my old green schoolbag
 and (take) my teddy bear.
 I (walk) to school with Andy,
 a friend who lives nearby.
 We (watch) trams, cars and buses
 that in the street (pass by)
 We (reach) our school quite early,
 at twenty five to eight.
 The school yard (be) so quiet.
 "There must be some mistake,"
 I (think), and in a second
 we (laugh) and (walk away)
 "No wonder it's so quiet
 – today is Saturday!"



Task 2

Дополни стишок, поставив следующие глаголы в PAST SIMPLE: *read, carve, write, make, catch, ride, learn.*

Рядом по образцу напиши стишок, состоящий из вопросов.

What did they do one summer afternoon during their holidays in Wales?

Julia <i>rode</i> a horse. <i>Did Julia ride a horse?</i>
Peter a letter.
Mary to surf.
Grannie a sweater.
Grandpa in wood.
Mummy a book.
Daddy some fish in our little brook.

Task 3

Глаголы, указанные в скобках, впиши в пропуски в форме *PRESENT CONTINUOUS*, *PRESENT SIMPLE* или *PAST SIMPLE*.

1. My friend often (watch) *watches* horror films on video.
2. The lion (live) in Africa.
3. My uncle (go) to France two years ago.
4. (you – see) your English teacher yesterday?
5. We (not do) our homework now.
6. Look at Jim! He (not sing)
7. Mr and Mrs Fox (not come) to the party last Saturday.
8. Where (your father – work) ?
9. (you – go) to school in Warsaw?
10. He (not play) football at the moment.

Task 4

Найди ошибки в следующих предложениях. Перепиши их правильно.

1. Tim live in Australia.

..... *Tim lives in Australia.*

2. My brother were at the cinema yesterday.

.....

3. You are listening to me?

.....

4. She don't like strong coffee.

.....

5. Has you got a sister?

.....

6. Did they played golf last weekend?

.....

7. They rides their bikes in the park every Saturday.

.....

Task 5

Поставь глаголы в скобках в PAST SIMPLE и впиши их в пропуски.

...So the three bears (go) *went* for a walk. When they (be) in the woods, a little girl (come) to their house. The girl (have) long, curly, blond hair and her name (be) Goldilocks.

Goldilocks (see) the bowls on the table and she (try) Papa Bear's porridge. It (be) too hot. She (try) Mama Bear's porridge, but it (be) too cold. Then she (try) Baby Bear's porridge. It (be) good. She (eat) the porridge, (drink) a cup of tea and she suddenly (feel) very sleepy.

She (decide) to have a nap
so she (go) upstairs to
the bears' bedroom. She
(like) Baby Bear's
bed best of all so she (go)
..... to sleep in it.



When the three bears (come back) home, they (see) the empty bowl and cup. In the bedroom they (see) Goldilocks asleep in bed. They (be) very quiet, but the girl (wake up) and (get) so scared that she (run) away as fast as she (can)

Task 6

Поставь данные в скобках глаголы в PAST SIMPLE. Раскрась картинки.

Once upon a time there (be) *was* a little girl who (live)
with her mother in a little house on the edge of the forest. The girl (have)
a red coat with a hood, so they (call) her Little Red Riding Hood.

One day Mother (tell) Little Red Riding
Hood her Grannie (be) ill and she (need)
..... some medicine.

The girl (decide) to go to her Grannie.
Mother (put) some food and some medicine in
a basket and Little Red Riding Hood (go) on her way.



When she (be) in the middle of the forest, she (see)
a wolf walking down the path. The wolf (ask) the girl, "Where are you
going?" Little Red Riding Hood answered, "I am going to Grannie with some medi-
cine. Grannie lives on the other side of the forest."



When the wolf (hear) this,
he (run) very quickly to
Grannie's house. He (get in) the
house without knocking on the door and
quickly (eat) poor Grannie in
one big gulp. Then he (go) to
sleep in Grannie's bed.

When Little Red Riding Hood (come) to Grannie's house, she
 (knock) on the door, but no-one (answer) She (go in)
 and (see) her Grannie who (look) very strange.
 She (have) big eyes, big ears and a very big mouth with long, sharp
 teeth. Suddenly she (see) it (be)
 not her Grannie but the big, bad
 wolf from the forest. It (be) too
 late. The wolf (eat) her in one
 big gulp.



Luckily a hunter (come)
 to Grannie's house after a few minutes. When he (see) the wolf with a
 big belly he (know) what to do. He (cut) the wolf's belly

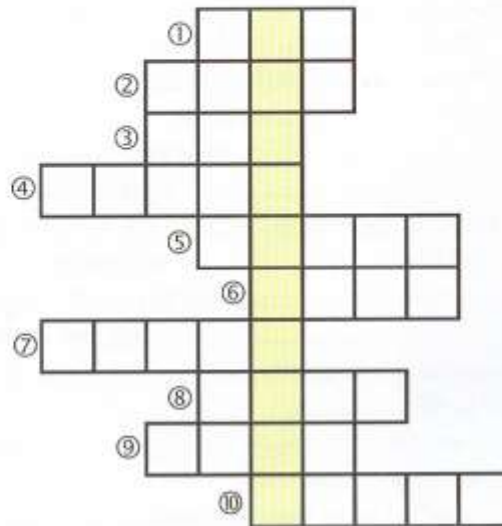


open and out (jump)
 Grannie and Little
 Red Riding Hood. They (be)
 all very happy and
 (have) some tea
 and biscuits.

Task 7

Впиши в кроссворд формы PAST SIMPLE от данных глаголов.

1. put
2. go
3. hide
4. break
5. write
6. swim
7. sleep
8. take
9. shoot
10. drink



Task 8

Используй слова из кроссворда в предложениях.

Mark *swam* in this lake in July.

I a lot of tea with lemon when I was ill.

Last year we on holiday to Greece.

Yesterday my little brother his new bicycle.

Maundy her favourite doll to school last Friday.

The children their books on the desks when the teacher came in.

Scruffy his bone under the bed.

The policeman in the air.

Last summer we in a tent.

David a letter to his friend on Monday.

Task 9

Поставь приведенные в скобках глаголы в *PRESENT SIMPLE* или *PAST SIMPLE*:

Yesterday night I (fly) ... *flew* like a bird
 but today I no longer (fly)
 Yesterday night I (dine) with God
 but I no longer (dine) in the sky.
 Yesterday night I (spy) a thief
 but today I (not spy) anyone.
 Yesterday night I (do) magic tricks
 but today I know I am done.
 Yesterday night I (travel) to Spain,
 on horseback and I (cry) "Giddy up."
 This morning I (travel) to visit my aunt
 to show her my black and white pup.
 I wonder what (happen) ,
 why everything's changed.
 There's no horse, but only a pup?
 For things, you can easily do in your dreams
 can never be done when you're up.

Task 10

Заполни пропуски с помощью следующих слов: *answer, do, use, find, was, write, try*. Допиши ответы.

This morning Ron had an English test. It is six o'clock in the afternoon and he is at home. He is talking to Mum. This is what his Mum wants to know:

DID you ... <i>write</i> an English test?	Yes, ... <i>I did</i>
DID you to do your best?	Yes,
DID you your spelling well?	No,
DID you the rhyme for "bell"?	No,
DID you question ten?	Yes,
DID you your new black pen?	No,
One more thing. What your score?	Twenty out of twenty four.

HAD

When mummy was a little girl
her father HAD a farm.

He HAD some ducks and sheep and hens.

He HAD a big, old barn.


And on his farm he HAD some cows
and in the barn – some hay.

The hay was for the cows to eat.

For mum – to jump and play.

She HAD a pony on the farm,
she HAD a pussy cat.

And in the corner of the barn
she HAD an old black bat.



HAD

What did they all have for lunch yesterday?

AFFIRMATIVE
I had a sandwich.
You had a steak.
He had a pancake.
She had a shake.
It had a hot dog.
We had French fries.
You had some pasta.
They had mince pies.

QUESTIONS	SHORT ANSWERS	
Did I have a sandwich?	Yes, I did .	No, I didn't .
Did you have a steak?	Yes, you did .	No, you didn't .
Did he have a pancake?	Yes, he did .	No, he didn't .
Did she have a shake?	Yes, she did .	No, she didn't .
Did it have a hot dog?	Yes, it did .	No, it didn't .
Did we have French fries?	Yes, we did .	No, we didn't .
Did you have any pasta?	Yes, you did .	No, you didn't .
Did they have mince pies?	Yes, they did .	No, they didn't .

NEGATIVE	
I did not have a sandwich.	I didn't have a sandwich.
You did not have a steak.	You didn't have a steak.
He did not have a pancake.	He didn't have a pancake.
She did not have a shake.	She didn't have a shake.
It did not have a hot dog.	It didn't have a hot dog.
We did not have French fries.	We didn't have French fries.
You did not have any pasta.	You didn't have any pasta.
They did not have mince pies.	They didn't have mince pies.

REMEMBER!

HAD — это форма времени PAST SIMPLE глагола HAVE.

Как и HAVE, HAD не всегда бывает особым глаголом, он может вести себя так же, как и другие глаголы в прошедшем времени.

Вопросы мы задаем при помощи DID и неопределенной формы, напр.:

Did he have a pancake? **Did you have** any pasta?

Отрицательную форму мы образуем при помощи DIDN'T и неопределенной формы, напр.:

He **didn't have** a pancake.

Task 1

Дополни текст глаголом **have** в соответствующей форме **PAST SIMPLE**.

When Grandpa was a little boy he (have) *had* a horse but he (not have) *didn't have* a computer. He (have) a school uniform, but he (not have) a skateboard. He (have) a rowing boat, but he (not have) a surfboard. My Grandpa (not have) a TV, but he (have) a camera. He (not have) a video, but he (have) many books.

Task 2

В пропуски вставь **have, has** или **had** в подходящей форме.

1. I *had* a birthday party last week.
2. My sister her music lessons on Fridays.
3. What time you usually lunch?
4. What you for breakfast yesterday?
5. He never more than two sandwiches for lunch.
6. I a good time at the party last Sunday.
7. Elephants big ears.
8. a tiger sharp teeth?
9. When she was a little girl she was poor and she many clothes.
10. I didn't go to school this morning because I a headache.

COULD

What could they do?

AFFIRMATIVE
I could swim when I was seven.
You could walk when you were two.
He could ski when he was thirty.
She could type at twenty two.
We could surf when we were twenty.
You could skate at sixty six.
When they bought a food processor they could chop and slice and mix.

QUESTIONS	SHORT ANSWERS	
Could I swim when I was seven?	Yes, I could .	No, I couldn't .
Could you walk when you were two?	Yes, you could .	No, you couldn't .
Could he ski when he was thirty?	Yes, he could .	No, he couldn't .
Could she type at twenty two?	Yes, she could .	No, she couldn't .
Could we surf when we were twenty?	Yes, we could .	No, we couldn't .
Could you skate at sixty six?	Yes, you could .	No, you couldn't .
When they bought a food processor could they chop and slice and mix?	Yes, they could .	No, they couldn't .

NEGATIVE	
I could not swim when I was seven.	I couldn't swim when I was seven.
You could not walk when you were two.	You couldn't walk when you were two.
He could not ski when he was thirty.	He couldn't ski when he was thirty.
She could not type at twenty two.	She couldn't type at twenty two.
We could not surf when we were twenty.	We couldn't surf when we were twenty.
You could not skate at sixty six.	You couldn't skate at sixty six.
When they bought a food processor they could not chop or slice or mix.	When they bought a food processor they couldn't chop or slice or mix.

REMEMBER!

COULD — это форма прошедшего времени глагола CAN. COULD, как и CAN — особый глагол. В вопросительных предложениях COULD «перепрыгивает» на место перед подлежащим, напр.:

He **could** swim. **Could** he swim?

Отрицательную форму образуем, ставя NOT после COULD, напр.:

He **could** swim. He **could not/couldn't** swim.

